

Loudoun County, VA

The National Community Survey

Report of Results
2022

Report by:



Visit us online!
www.polco.us

About The NCS™

The National Community Survey™ (The NCS™) report is about the “livability” of Loudoun County. A livable community is a place that is not simply habitable, but that is desirable. It is not only where people do live, but where they want to live. The survey was developed by the experts from National Research Center at Polco.

Great communities are partnerships of the government, private sector, community-based organizations and residents, all geographically connected. The NCS captures residents’ opinions considering ten central facets of a community:

- Economy
- Mobility
- Community Design
- Utilities
- Safety
- Natural Environment
- Parks and Recreation
- Health and Wellness
- Education, Arts, and Culture
- Inclusivity and Engagement

The report provides the opinions of a representative sample of 1,507 residents of Loudoun County collected from November 28, 2022 to January 9, 2023. The margin of error around any reported percentage is 3% for all respondents and the response rate for the 2022 survey was 11%. Survey results were weighted so that the demographic profile of respondents was representative of the demographic profile of adults in Loudoun County.



How the results are reported

For the most part, the percentages presented in the following tabs represent the “percent positive.” Most commonly, the percent positive is the combination of the top two most positive response options (i.e., excellent/good, very safe/somewhat safe, etc.). On many of the questions in the survey respondents may answer “don’t know.” The proportion of respondents giving this reply is shown in the full set of responses included in the tab “Complete data.” However, these responses have been removed from the analyses presented in most of the tabs. In other words, the tables and graphs display the responses from respondents who had an opinion about a specific item.

Comparisons to benchmarks

NRC’s database of comparative resident opinion is comprised of resident perspectives gathered in surveys from over 600 communities whose residents evaluated the same kinds of topics on The National Community Survey. The comparison evaluations are from the most recent survey completed in each community in the last five years. NRC adds the latest results quickly upon survey completion, keeping the benchmark data fresh and relevant. The communities in the database represent a wide geographic and population range. In each tab, Loudoun County’s results are noted as being “higher” than the benchmark, “lower” than the benchmark, or “similar” to the benchmark, meaning that the average rating given by Loudoun County residents is statistically similar to or different (greater or lesser) than the benchmark. Being rated as “higher” or “lower” than the benchmark means that Loudoun County’s average rating for a particular item was more than 10 points different than the benchmark. If a rating was “much higher” or “much lower,” then Loudoun County’s average rating was more than 20 points different when compared to the benchmark.

The survey was administered during the COVID-19 pandemic, a time of challenge for many local governments. While we provide comparisons to national benchmarks, it is important to note that much of the benchmark data was collected prior to the pandemic. This may impact how your County’s 2022 ratings compare to other communities’ ratings from the past five years.

Trends over time

Trend data for Loudoun County represent important comparison data and should be examined for improvements or declines*. Deviations from stable trends over time represent opportunities for understanding how local policies, programs, or public information may have affected residents' opinions. Changes between survey years have been noted with an arrow and the percent difference. If the difference is greater than six percentage points between the 2020 and 2022 surveys, the change is statistically significant.

* In 2020, The NCS survey was updated to include new and refreshed items. Consequently, some of the trends may be impacted due to wording modifications that could have potentially altered the meaning of the item for the respondent.

Methods

Selecting survey recipients

All households within Loudoun County were eligible to participate in the survey. A list of all households within the zip codes serving Loudoun County was purchased from Go-Dog Direct based on updated listings from the United States Postal Service. Since some of the zip codes that serve Loudoun County households may also serve addresses that lie outside of the community, the exact geographic location of each housing unit was compared to community boundaries using the most current municipal boundary file. Addresses located outside of Loudoun County boundaries were removed from the list of potential households to survey. Each address identified as being within county boundaries was further identified as being within one of the 8 areas. From that list, addresses were randomly selected as survey recipients, with multi-family housing units (defined as those with a unit number) sampled at a rate of 5:3 compared to single family housing units.

An individual within each household was selected using the birthday method. The birthday method selects a person within the household by asking the “person whose birthday has most recently passed” to complete the questionnaire. The underlying assumption in this method is that day of birth has no relationship to the way people respond to surveys. This instruction was contained in the introduction of the survey.

Conducting the survey

The 5,000 randomly selected households received mailings beginning on November 28, 2022 and the survey remained open for six weeks. The first mailing was a postcard inviting the household to participate in the survey. The next mailing contained a cover letter with instructions, the survey questionnaire, and a postage-paid return envelope. All mailings included a web link to give residents the opportunity to respond to the survey online. All follow-up mailings asked those who had not completed the survey to do so and those who had already done so to refrain from completing the survey again. Additionally, an online “opt-in” survey became available to all residents on December 26, 2022, and remained open for two weeks.

The survey was available in English and Spanish. All mailings contained paragraphs in both languages instructing participants on how to complete the survey in their preferred language.

About 1% of the 5000 mailed invitations or surveys were returned because the household address was vacant or the postal service was unable to deliver the survey as addressed. Of the remaining 4,929 households that received the invitations to participate, 535 completed the survey, providing an overall response rate of 11%. The response rate was calculated using AAPOR’s response rate #2* for mailed surveys of unnamed persons. The online “opt-in” survey was completed by 972 residents, providing a grand total of 1,507 completed surveys.

It is customary to describe the precision of estimates made from surveys by a “level of confidence” and accompanying “confidence interval” (or margin of error). A traditional level of confidence, and the one used here, is 95%. The 95% confidence interval can be any size and quantifies the sampling error or imprecision of the survey results because some residents’ opinions are relied on to estimate all residents’ opinions. The margin of error for the Loudoun County survey is no greater than plus or minus three percentage points around any given percent reported for all respondents (1,507 completed surveys).

Analyzing the data

Responses from mailed surveys were entered into an electronic dataset using a “key and verify” method, where all responses are entered twice and compared to each other. Any discrepancies were resolved in comparison to the original survey form. Range checks as well as other forms of quality control were also performed. Responses from surveys completed on Polco were downloaded and merged with the mailed survey responses.

The demographics of the survey respondents were compared to those found in the 2010 Census and 2020 American Community Survey estimates for adults in the Loudoun County. The primary objective of weighting survey data is to make the survey respondents reflective of the larger population of the community. The characteristics used for weighting were age, sex, race, Hispanic origin, housing type, housing tenure, and area. No adjustments were made for design effects. Weights were calculated using an iterative, multiplicative raking model known as the ANES Weighting Algorithm.* The results of the weighting scheme for the probability sample are presented in the following table.

NRC aligns demographic labels with those used by the U.S. Census for reporting purposes, when possible. Some categories (e.g., age, race/Hispanic origin, housing type, and length of residency) are combined into smaller subgroups.

		Unweighted	Weighted	Target*
Age	18-34	6%	25%	26%
	35-54	39%	46%	46%
	55+	54%	28%	28%
Area	Algonkian	10%	12%	12%
	Ashburn	22%	11%	12%
	Broad Run	9%	16%	16%
	Catoctin	20%	11%	11%
	Dulles	10%	12%	12%
	Leesburg	12%	14%	14%
	Little River	11%	12%	12%
	Sterling	6%	12%	12%
Hispanic origin	No, not Spanish, Hispanic, or Latino	94%	89%	87%
	Spanish, Hispanic, or Latino	6%	13%	13%
Housing tenure	Own	92%	78%	78%
	Rent	8%	22%	22%
Housing type	Attached	33%	47%	47%
	Detached	67%	53%	53%
Race & Hispanic origin	Not white alone	22%	45%	43%
	White alone, not Hispanic or Latino	78%	58%	56%
Sex	Man	46%	50%	49%
	Woman	54%	52%	50%
Sex/age	Man 18-34	3%	12%	13%
	Man 35-54	17%	24%	23%
	Man 55+	26%	14%	13%
	Woman 18-34	3%	14%	13%
	Woman 35-54	23%	23%	23%
	Woman 55+	27%	15%	14%

The survey datasets were analyzed using all or some of a combination of the Statistical Package for the Social Sciences (SPSS), R, Python and Tableau. For the most part, the percentages presented in the reports represent the “percent positive.” The percent positive is the combination of the top two most positive response options (i.e., excellent/good, very safe/somewhat safe, essential/very important, etc.), or, in the case of resident behaviors/participation, the percent positive represents the proportion of respondents indicating “yes” or participating in an activity at least once a month.

On many of the questions in the survey respondents may answer “don’t know.” The proportion of respondents giving this reply is shown in the full set of responses included in the tab “Complete data”. However, these responses have been removed from the analyses presented in the reports. In other words, the tables and graphs display the responses from respondents who had an opinion about a specific item.

Contact

The County of Loudoun County funded this research. Please contact Megan Cox of the County of Loudoun County at megan.cox@loudoun.gov if you have any questions about the survey.

Survey Validity

See the Polco Knowledge Base article on survey validity at <https://info.polco.us/knowledge/statistical-vali>

* See AAPOR’s Standard Definitions for more information at

<https://www.aapor.org/Publications-Media/AAPOR-Journals/Standard-Definitions.aspx>

* Pasek, J. (2010). ANES Weighting Algorithm. Retrieved from

<https://web.stanford.edu/group/iriss/cgi-bin/anesrake/resources/RakingDescription.pdf>

* Targets come from the 2010 Census and 2020 American Community Survey

Key Findings

The economy in Loudoun County remains an asset and a priority for residents.

The economy remains a strength of Loudoun County, with about 9 in 10 residents rating the overall economic health of the County as excellent or good and a similar proportion identifying this as the top priority for the next two years. The overall quality of business and service establishments received high marks from 82% of respondents, while three-quarters positively rated the variety of businesses and services; both of these scored higher than national averages. Three-quarters offered positive reviews for the County as a place to work (which was above average) and as a place to visit (which was similar, but a decrease from 2020 to 2022). Roughly 7 in 10 gave positive ratings to the vibrancy of the downtown/commercial areas, economic development, and opportunities for shopping and employment, all scoring higher than national averages. Residents' evaluations of cost of living indicate an area of opportunity, as just 2 in 10 gave a rating of excellent or good; while this was on par with previous years, it was lower than the national benchmark.

As part of a series of custom questions unique to Loudoun County, residents were asked what specific issues the County should focus on over the next two years; 83% rated the cost of living/cost of housing as essential or very important, and 72% felt it was important for the County to focus on employment opportunities. However, it is noteworthy that roughly 7 in 10 residents said they would not be willing to incur a tax increase to improve either of these issues. Residents were also asked in what areas they had reduced spending due to housing and transportation costs: about one-third had significantly or moderately reduced spending on grocery shopping, and roughly 2 in 10 had significantly reduced or eliminated spending on recreation activities, child care, entertainment, and educational opportunities.

Many aspects of Loudoun County's community design receive positive reviews, but residents identify some areas of opportunity.

The quality of the overall design or layout of residential and commercial areas in Loudoun County received positive ratings from 6 in 10 residents, while about 9 in 10 rated this as essential or very important. These comparative lower quality and higher importance ratings indicate that the facet of Community Design may be an area of focus for the County in the coming years. Ratings within this facet tended to be similar to the national benchmarks and to ratings given in the previous survey administration. About 8 in 10 gave high marks to their neighborhood as a place to live and the overall appearance of Loudoun County, while roughly 6 in 10 gave positive reviews to well-designed neighborhoods, historical preservation, public places where people want to spend time, and code enforcement. However, just 2 in 10 residents offered positive ratings for the availability of affordable housing, though this was similar to previous years, it was scored lower than the national benchmark.

In a series of housing-related questions unique to Loudoun County's survey, residents were first asked what types of affordable housing are needed in the county. Roughly 7 in 10 strongly or somewhat agreed that apartments/condos, townhouses/rowhouses, duplexes, and smaller detached single-family homes were needed as affordable housing options. Conversely, 8 in 10 strongly or somewhat disagreed that mobile homes were needed, and about half disagreed that tiny homes were needed. When asked about priorities for the location of affordable housing, locations near schools and public transit were considered major or moderate priorities by about 8 in 10 residents, and two-thirds felt that locations near recreation amenities or parks, trails, and open spaces should be a priority. Sporting events/stadiums were rated lowest in priority for affordable housing to be built near, with 7 in 10 giving ratings of low or not a priority.

Ratings for Mobility are generally positive and alternate transportation may be an area of focus for the County.

The overall quality of the transportation system received ratings of excellent or good from about half of residents, which was on par with the national average. Mobility-related services generally fared well, as street repair and cleaning, snow removal, and sidewalk maintenance received high marks from about 7 in 10 residents. Further, street repair was rated more positively in Loudoun County than in other communities across the nation. Aspects of car-related travel received mixed reviews from residents, with 7 in 10 giving high marks to ease of travel by car and the ease of public parking, and half giving excellent or good ratings to traffic flow on major streets. Thinking about alternate modes of transportation, about half of residents gave positive ratings to the ease of travel by bicycle and by walking, while one-quarter gave favorable scores to the ease of travel by public transportation. While these ratings were similar to the national averages, public transportation indicates a potential area of opportunity, as Loudoun County residents are more likely than those who live in other communities to utilize it (30% at least once in the past 12 months).

When asked about specific issues for the county to focus on over the next two years, about 8 in 10 residents identified traffic and road maintenance as essential or very important, and 6 in 10 considered trails/bike paths to be important. Residents also indicated how often, if at all, they utilized various types of public transportation: bike and walking trails were the most used, with 8 in 10 residents having utilized these at least once in the past 12 months. About 6 in 10 had used a taxi, Uber, or Lyft, 4 in 10 had used the Metrorail, and 3 in 10 had carpooled.

Safety is a community strength and remains a priority for residents.

Ratings for safety- related items on the survey remained consistent from previous iterations, with all items scoring on par with national benchmarks. Roughly 9 in 10 reported feeling very or somewhat safe in their neighborhoods and the county's downtown/commercial areas during the day. A similar proportion reported feeling safe from property crime, violent crime, and from fire, flood, and other natural disasters. Safety services also fared well, with 9 in 10 offering positive reviews of fire services, fire prevention and education, and emergency medical services. Roughly 8 in 10 gave ratings of excellent or good to police/sheriff services, crime prevention, animal control, and emergency preparedness. Finally, when asked about specific issues the County should focus on in the next two years, about 8 in 10 rated crime/drug use and youth activities/prevention of youth crime as essential or very important.

Facets of livability

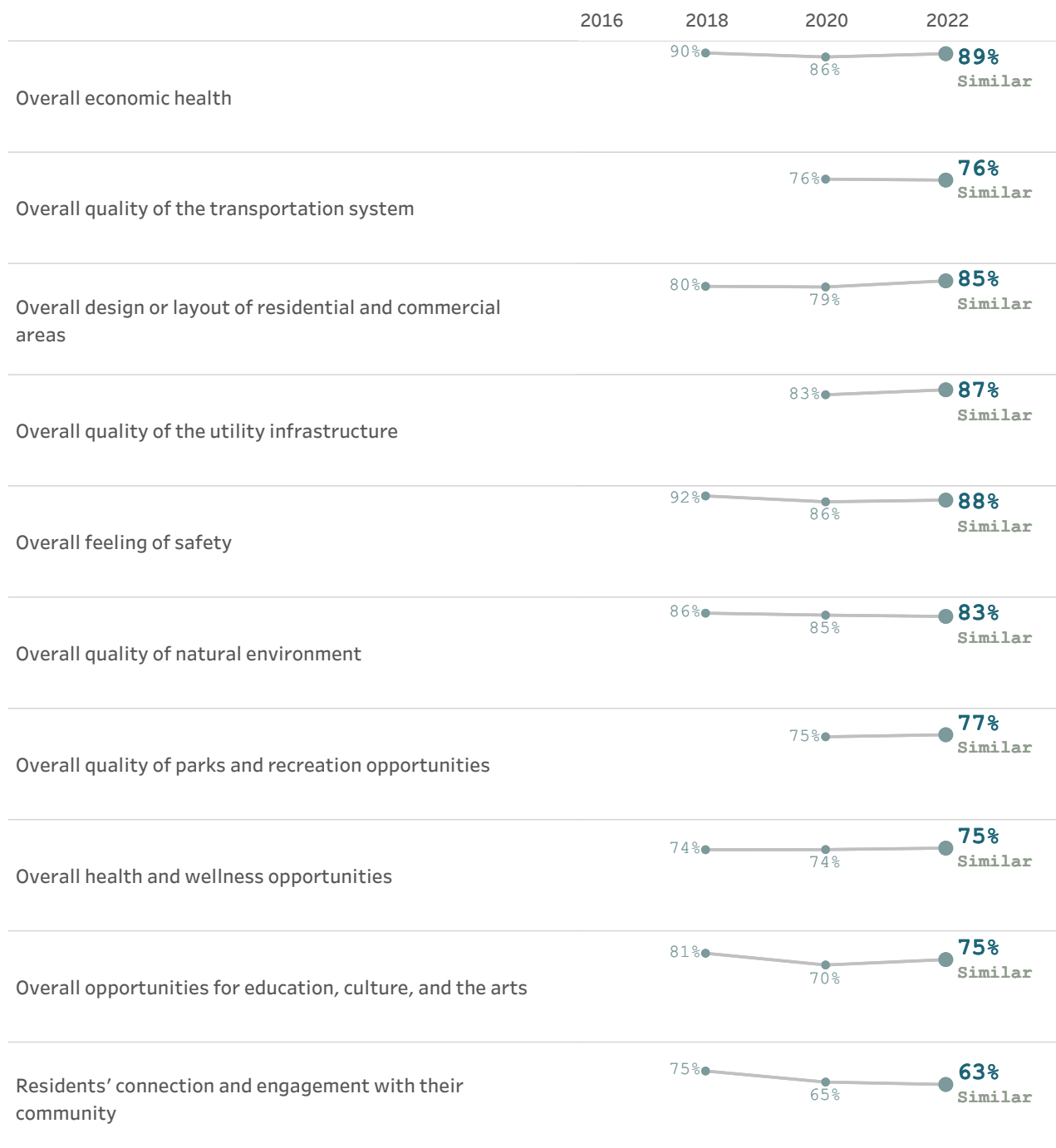
Resident perceptions of quality and importance for each of the facets of community livability provide an overview of community strengths and challenges that are useful for planning, budgeting and performance evaluation.

The charts below show the proportion of residents who rated the community facets positively for quality and the priority (importance) placed on each. Also displayed is whether local ratings were lower, similar, or higher than communities across the country (the national benchmark).

Please rate each of the following characteristics as they relate to Loudoun County as a whole.
(% excellent or good)



Please rate how important, if at all, you think it is for the Loudoun County community to focus on each of the following in the coming two years.
(% essential or very important)



* Comparison to the national benchmark is shown. If no comparison is available, this is left blank.

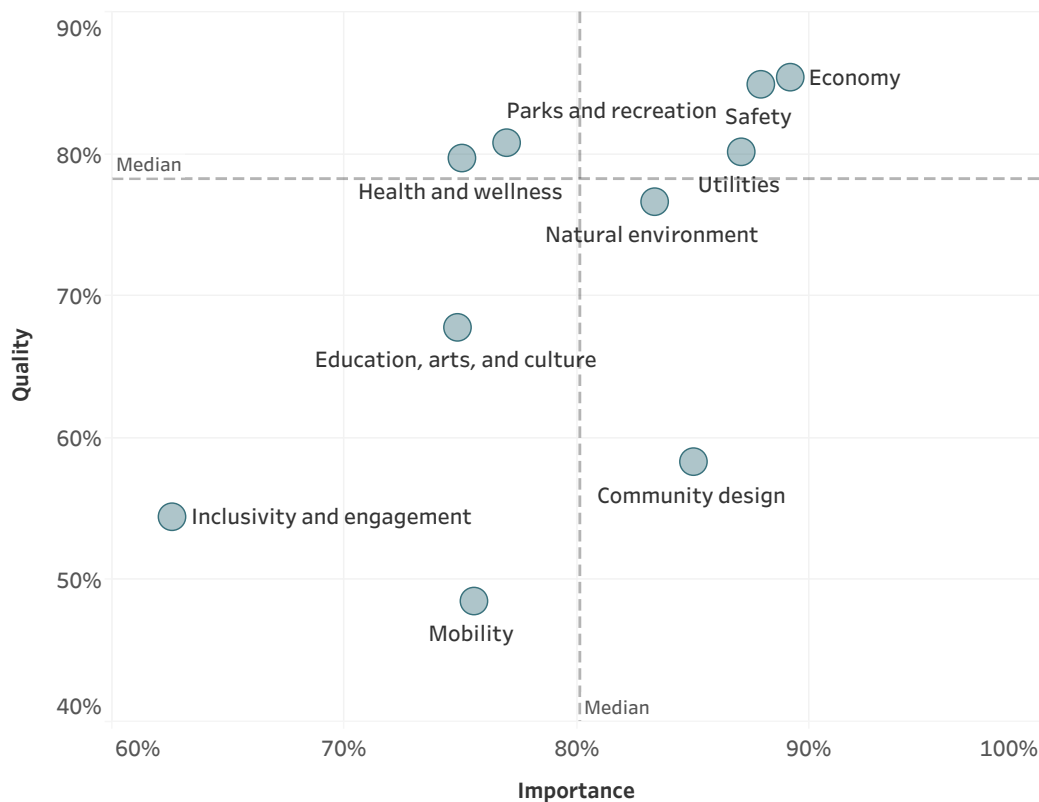
Balancing performance and importance

Every jurisdiction must balance limited resources while meeting resident needs and striving to optimize community livability. To this end, it is helpful to know what aspects of the community are most important to residents and which they perceive as being of higher or lower quality. It is especially helpful to know when a facet of livability is considered of high importance but rated as lower quality, as this should be a top priority to address.

To help guide County staff and officials with decisions on future resource allocation, resident ratings of the importance of services were compared to their ratings of the quality of these services. To identify the services perceived by residents to have relatively lower quality at the same time as relatively higher importance, all services were ranked from highest perceived quality to lowest perceived quality and from highest perceived importance to lowest perceived importance. Some services were in the top half of both lists (higher quality and higher importance); some were in the top half of one list but the bottom half of the other (higher quality and lower importance or lower quality and higher importance); and some services were in the bottom half of both lists.

Services receiving quality ratings of excellent or good by 80% or more of respondents were considered of “higher quality” and those with ratings lower than 80% were considered to be of “lower quality.” Services were classified as “more important” if they were rated as essential or very important by 82% or more of respondents. Services were rated as “less important” if they received a rating of less than 82%. This classification uses the median ratings for quality and importance to divide the services in half.

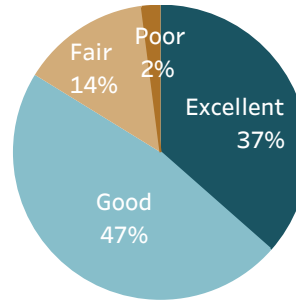
The quadrants in the figure below show which community facets were given higher or lower importance ratings (right-left) and which had higher or lower quality ratings (up-down). Facets of livability falling closer to a diagonal line from the lower left to the upper right are those where performance ratings are more commensurate with resident priorities. Facets scoring closest to the lower right hand corner of the matrix (higher in importance and lower in quality) are those that may warrant further investigation to see if changes to their delivery are necessary to improve their performance. This is the key part of this chart on which to focus. Facets falling in the top left hand corner of the chart (lower in importance but higher in quality) are areas where performance may outscore resident priorities, and may be a consideration for lower resource allocation.



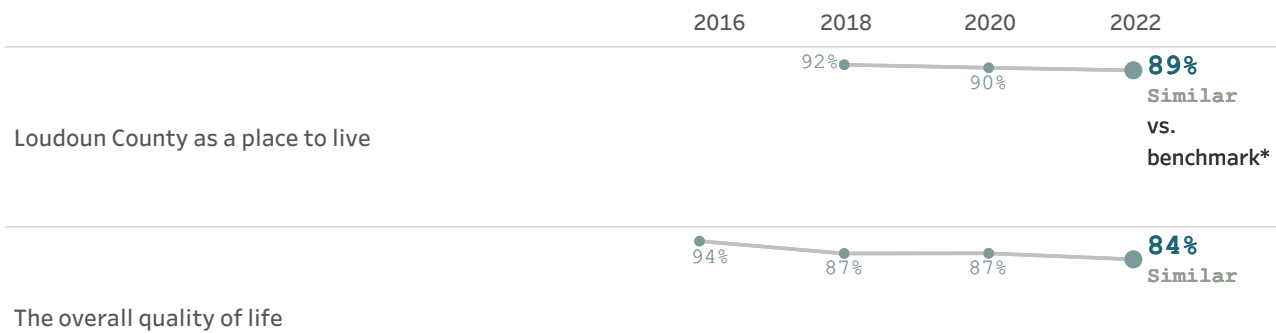
Quality of life

Measuring community livability starts with assessing the quality of life of those who live there, and ensuring that the community is attractive, accessible, and welcoming to all.

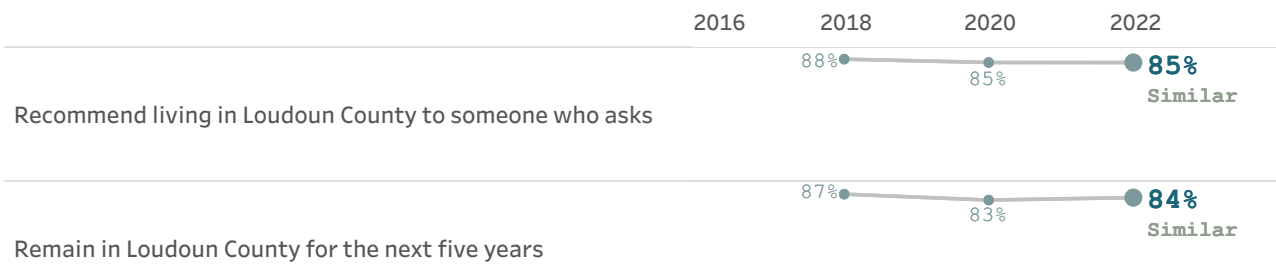
The overall quality of life in Loudoun County, 2022




Please rate each of the following aspects of quality of life in Loudoun County.
(% excellent or good)



Please indicate how likely or unlikely you are to do each of the following.
(% very or somewhat likely)



Please rate each of the following in the Loudoun County community.
(% excellent or good)

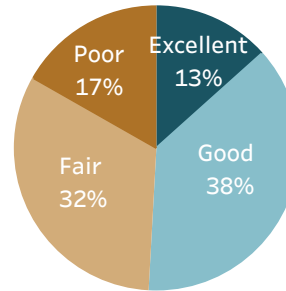


* Comparison to the national benchmark is shown. If no comparison is available, this is left blank.

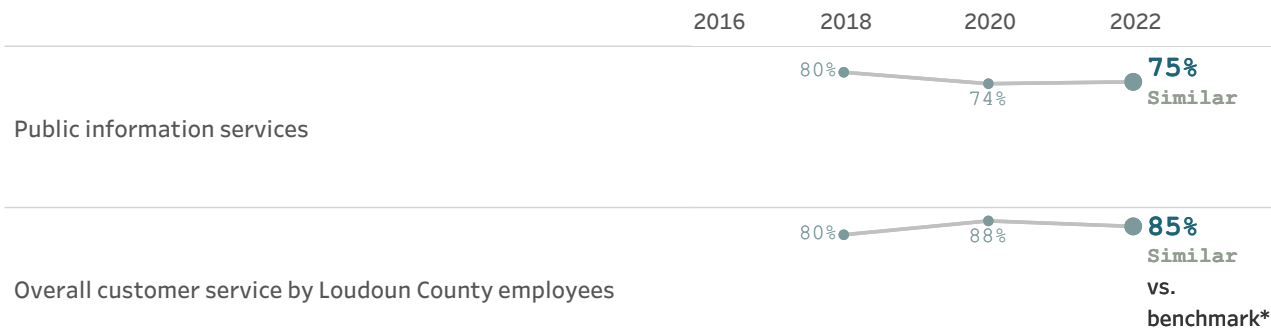
Governance

Strong local governments produce results that meet the needs of residents while making the best use of available resources, and are responsive to the present and future needs of the community as a whole.

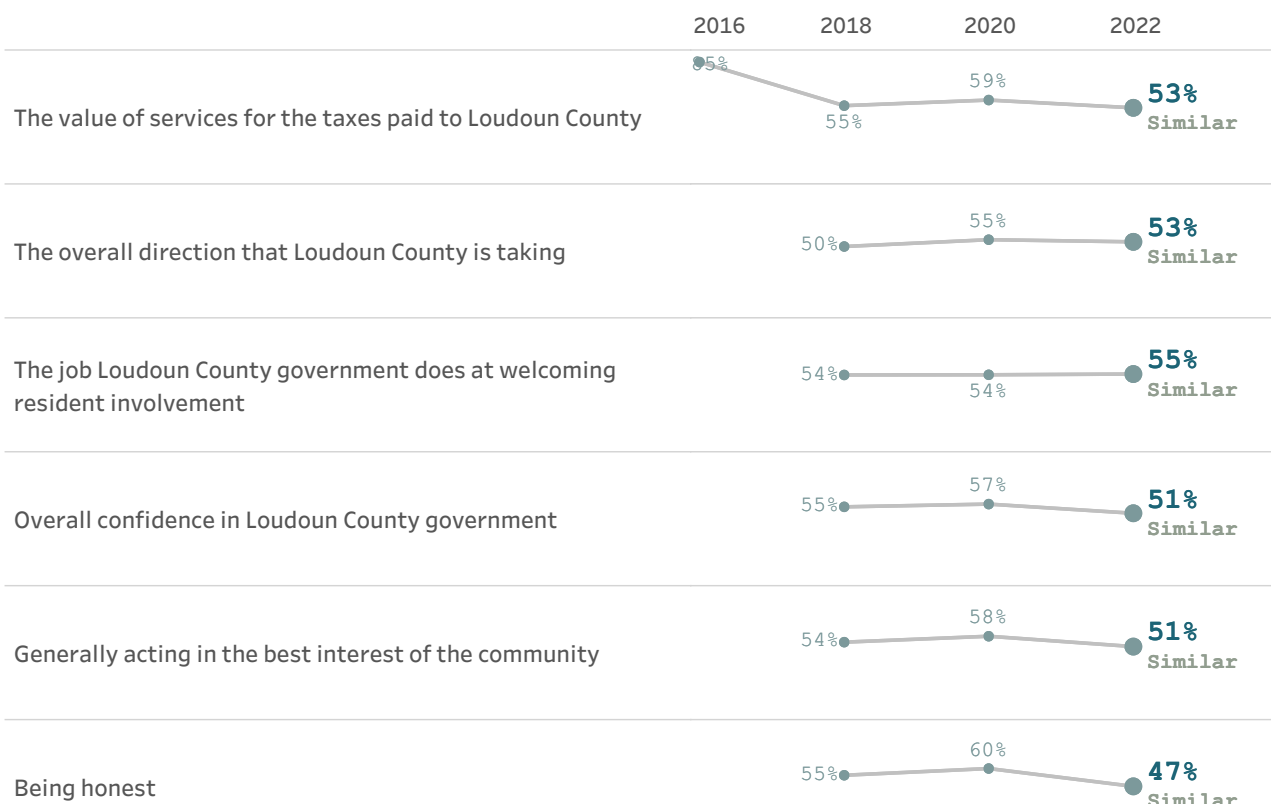
Overall confidence in Loudoun County government, 2022

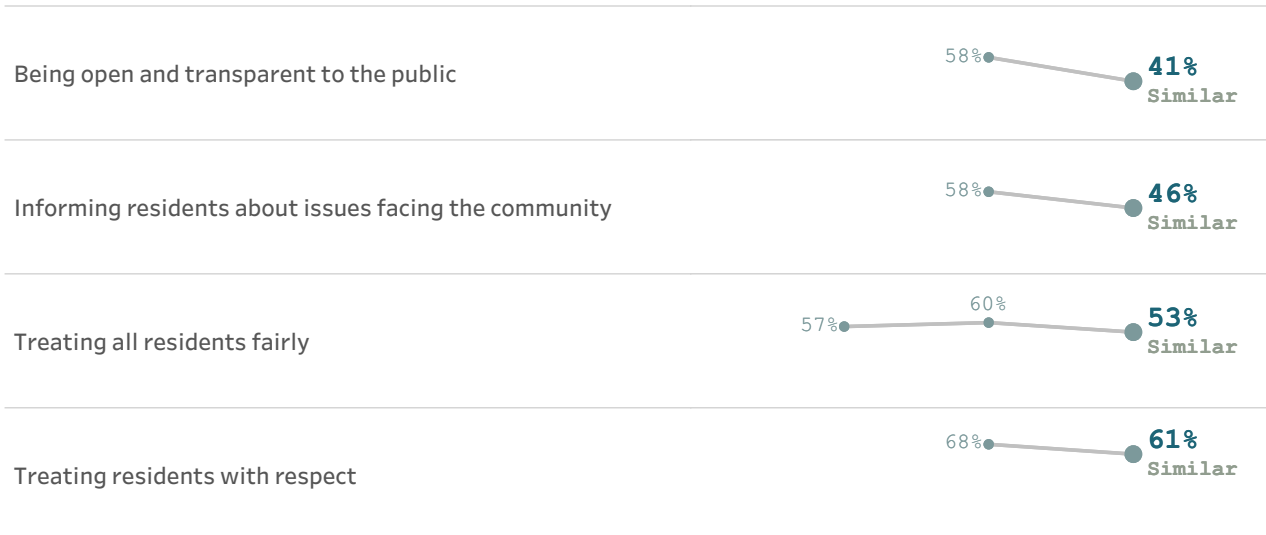


Please rate the quality of each of the following services in Loudoun County.
(% excellent or good)

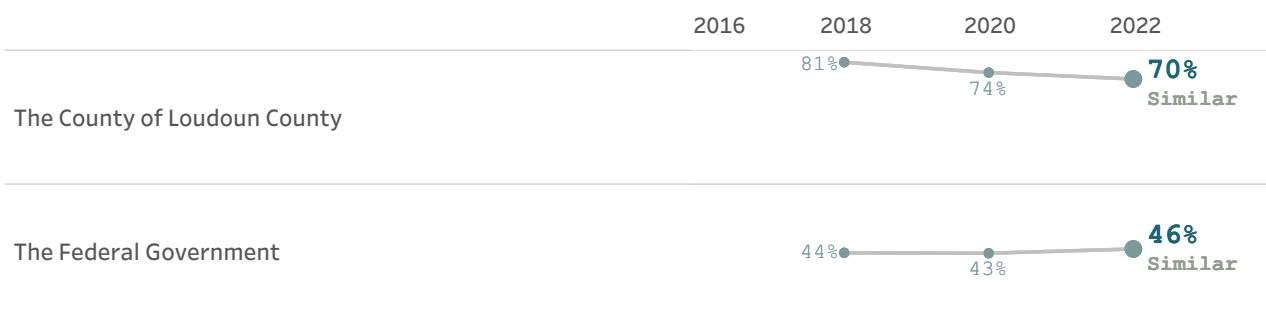


Please rate the following categories of Loudoun County government performance.
(% excellent or good)





Overall, how would you rate the quality of the services provided by each of the following?
 (% excellent or good)

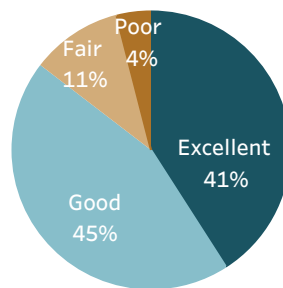


* Comparison to the national benchmark is shown. If no comparison is available, this is left blank.

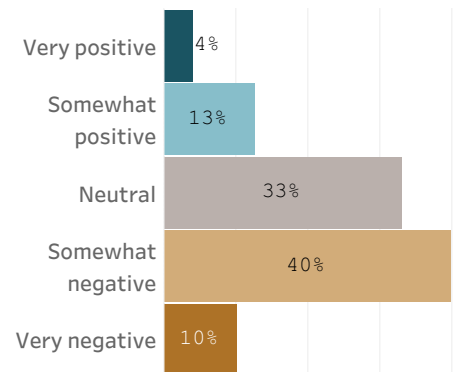
Economy

Local governments work together with private and nonprofit businesses, and with the community at large, to foster sustainable growth, create jobs, and promote a thriving local economy.


Overall economic health of Loudoun County, 2022




What impact, if any, do you think the economy will have on your family income in the next 6 months? Do you think the impact will be:



Please rate each of the following characteristics as they relate to Loudoun County as a whole.
(% excellent or good)



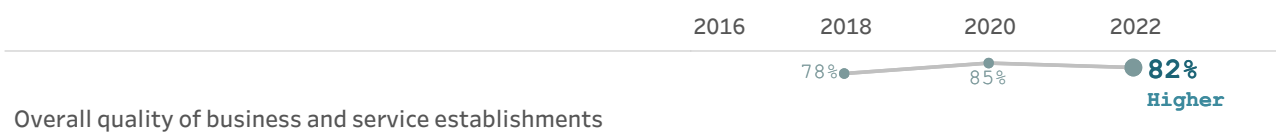
Please rate each of the following aspects of quality of life in Loudoun County.
(% excellent or good)




Loudoun County as a place to visit




Please rate each of the following in the Loudoun County community.
(% excellent or good)




Variety of business and service establishments




Vibrancy of downtown/commercial area

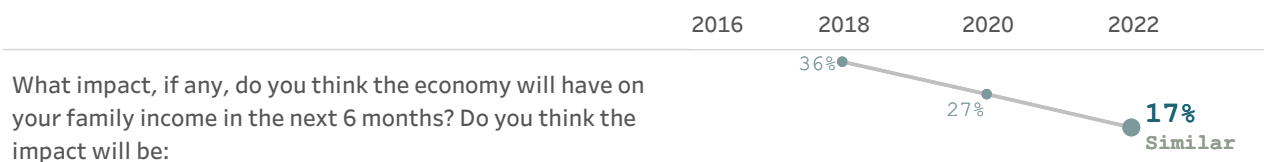




Please rate the quality of each of the following services in Loudoun County.
(% excellent or good)



What impact, if any, do you think the economy will have on your family income in the next 6 months? Do you think the impact will be:
(% very or somewhat positive)

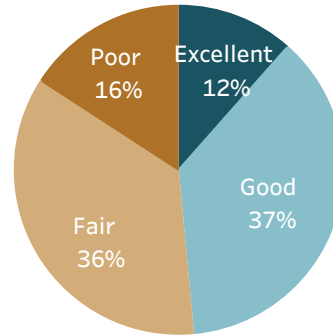


* Comparison to the national benchmark is shown. If no comparison is available, this is left blank.


Mobility

The ease with which residents can move about their communities, whether for commuting, leisure, or recreation, plays a major role in the quality of life for all who live, work, and play in the community.

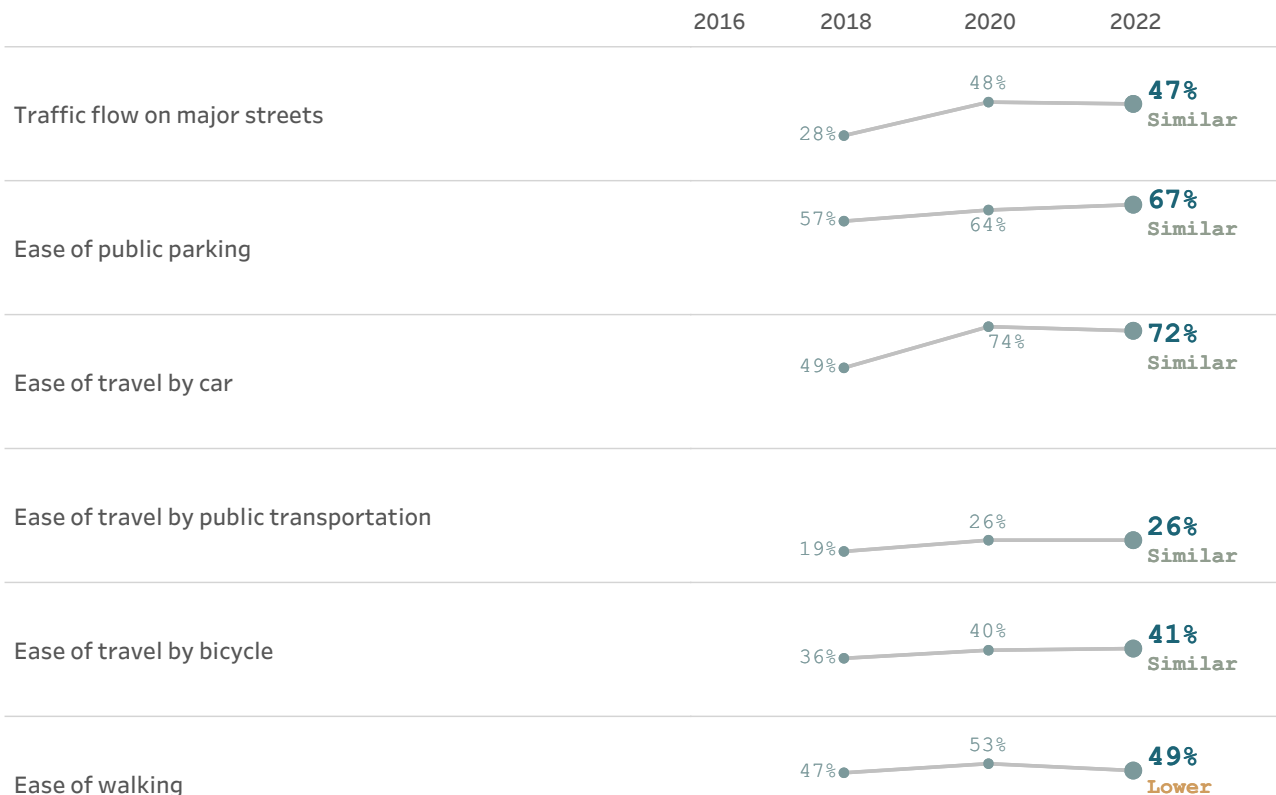
Overall quality of the transportation system in Loudoun County, 2022



Please rate each of the following characteristics as they relate to Loudoun County as a whole.
(% excellent or good)

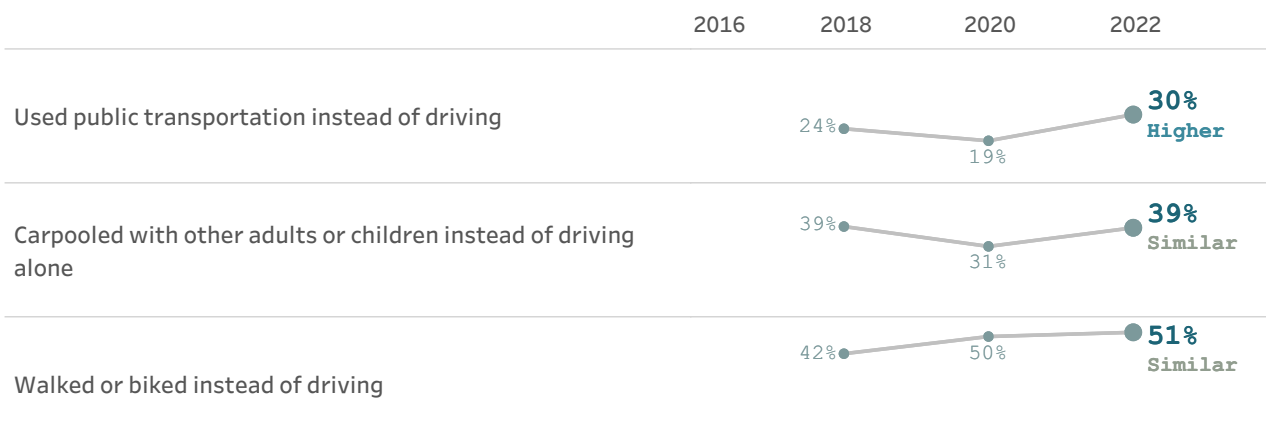


Please also rate each of the following in the Loudoun County community.
(% excellent or good)



Please indicate whether or not you have done each of the following in the last 12 months.

(% yes)



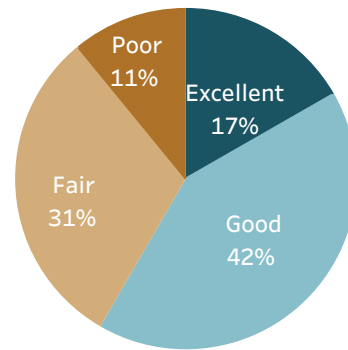
Please rate the quality of each of the following services in Loudoun County.

(% excellent or good)



* Comparison to the national benchmark is shown. If no comparison is available, this is left blank.

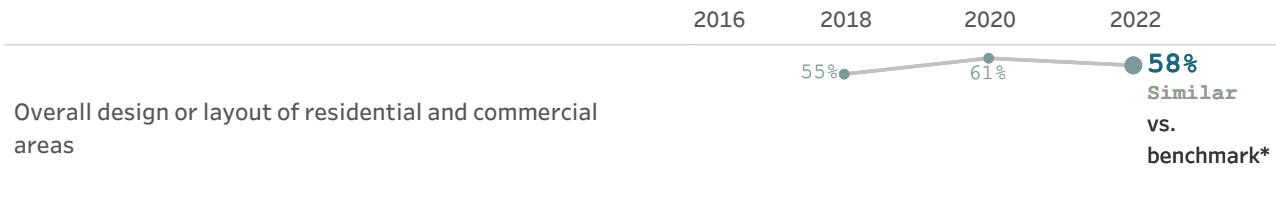
Overall design or layout of Loudoun County's residential and commercial areas, 2022




Community design

A well-designed community enhances the quality of life for its residents by encouraging smart land use and zoning, ensuring that affordable housing is accessible to all, and providing access to parks and other green spaces.

Please rate each of the following characteristics as they relate to Loudoun County as a whole.
(% excellent or good)

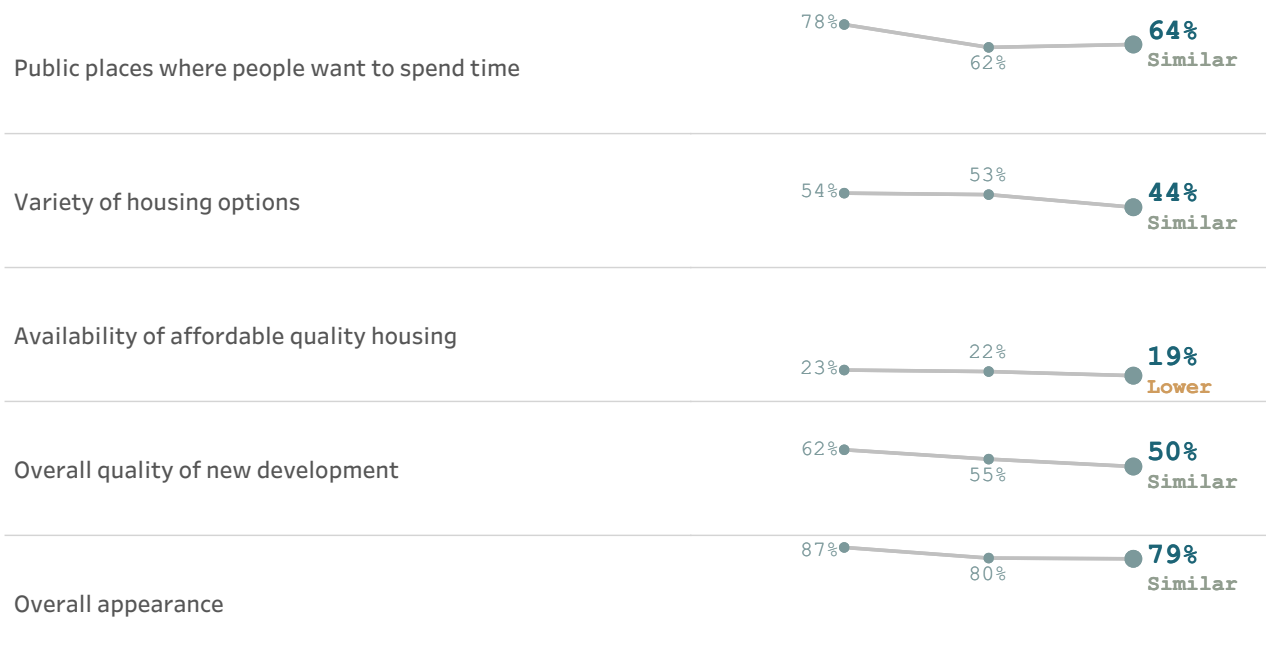


Please rate each of the following aspects of quality of life in Loudoun County.
(% excellent or good)




Please also rate each of the following in the Loudoun County community.
(% excellent or good)





Please rate the quality of each of the following services in Loudoun County.
(% excellent or good)

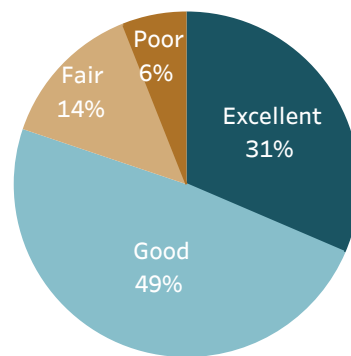


* Comparison to the national benchmark is shown. If no comparison is available, this is left blank.


Utilities

Services such as water, gas, electricity, and internet access play a vital role in ensuring the physical and economic health and well-being of the communities they serve.

Overall quality of the utility infrastructure in Loudoun County, 2022



Please rate each of the following characteristics as they relate to Loudoun County as a whole.
(% excellent or good)



Please rate the quality of each of the following services in Loudoun County.
(% excellent or good)



Utility billing

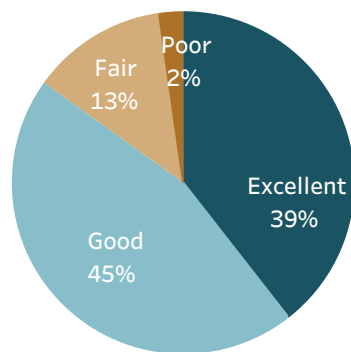


* Comparison to the national benchmark is shown. If no comparison is available, this is left blank.


Safety

Public safety is often the most important task facing local governments. All residents should feel safe and secure in their neighborhoods and in the greater community, and providing robust safety-related services is essential to residents' quality of life.

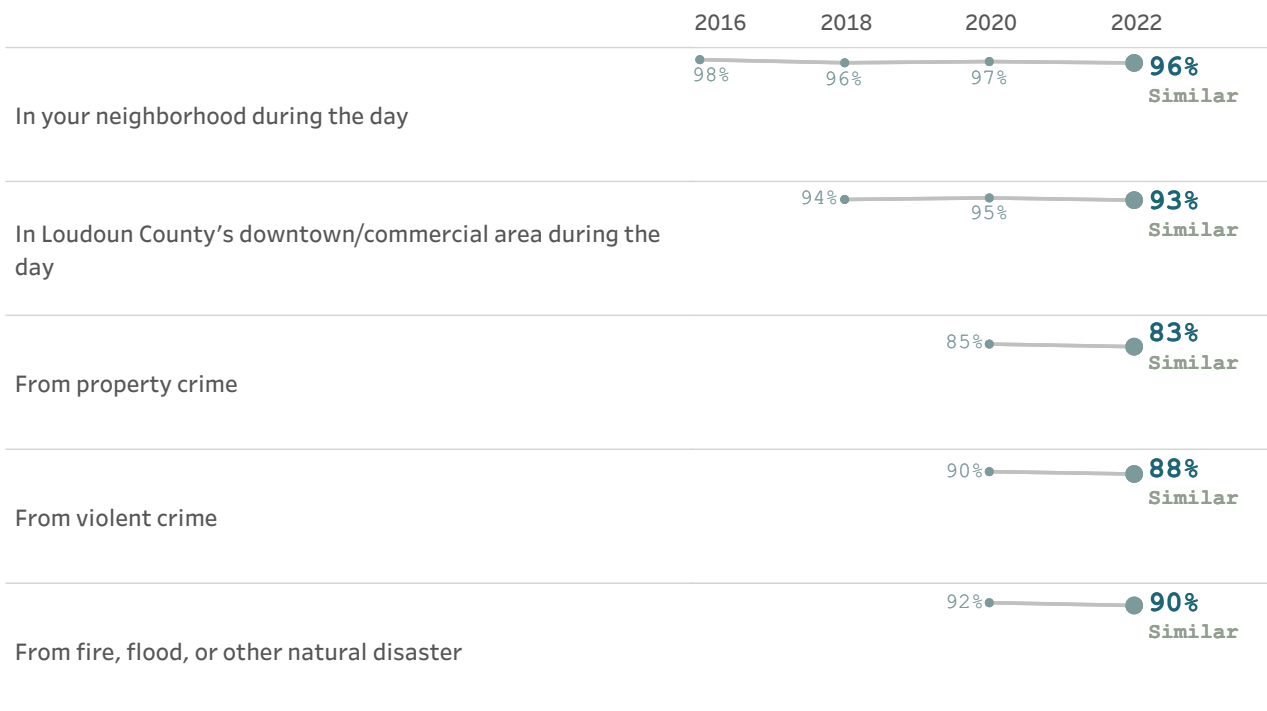
Overall feeling of safety in Loudoun County, 2022



Please rate each of the following characteristics as they relate to Loudoun County as a whole.
(% excellent or good)



Please rate how safe or unsafe you feel:
(% very or somewhat safe)



Please rate the quality of each of the following services in Loudoun County.
 (% excellent or good)

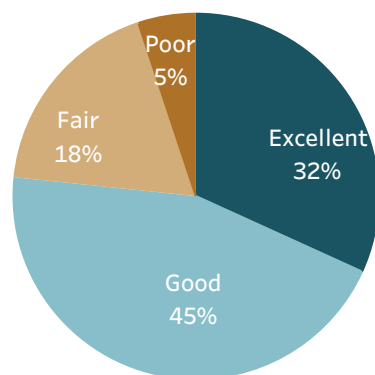


* Comparison to the national benchmark is shown. If no comparison is available, this is left blank.


Natural environment

The natural environment plays a vital role in the health and well-being of residents. The natural spaces in which residents live and experience their communities has a direct and profound effect on quality of life.


Overall quality of natural environment in Loudoun County, 2022



Please rate each of the following characteristics as they relate to Loudoun County as a whole.
(% excellent or good)



Please also rate each of the following in the Loudoun County community.
(% excellent or good)



Cleanliness




Water resources




Air quality


Please rate the quality of each of the following services in Loudoun County.
(% excellent or good)



Preservation of natural areas



Loudoun County open space



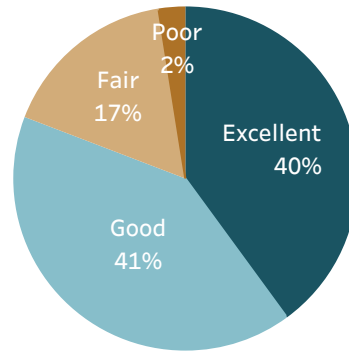
* Comparison to the national benchmark is shown. If no comparison is available, this is left blank.

Overall quality of parks and recreation opportunities, 2022

Parks and recreation

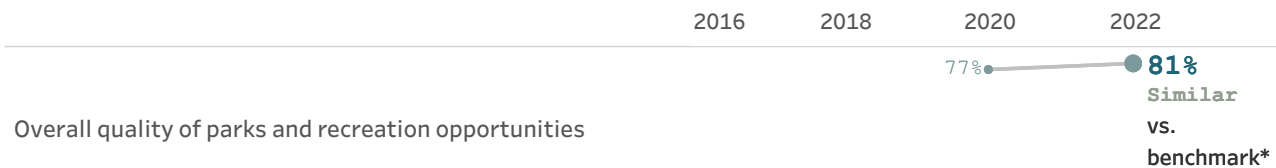
"There are no communities that pride themselves on their quality of life, promote themselves as a desirable location for businesses to relocate, or maintain that they are environmental stewards of their natural resources, without such communities having a robust, active system of parks and recreation programs for public use and enjoyment."

- National Recreation and Park Association



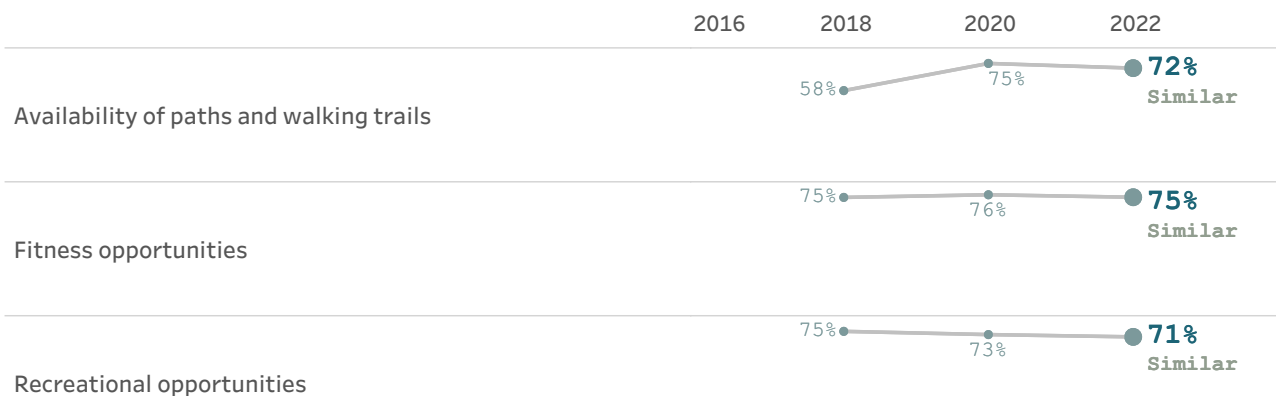
Please rate each of the following characteristics as they relate to Loudoun County as a whole.

(% excellent or good)




Please also rate each of the following in the Loudoun County community.


(% excellent or good)



Please rate the quality of each of the following services in Loudoun County.

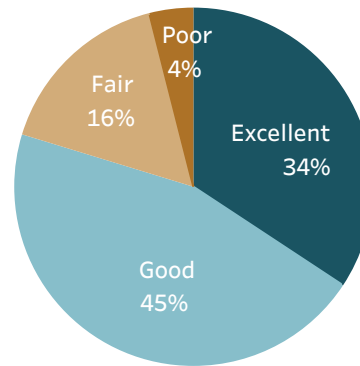
(% excellent or good)





* Comparison to the national benchmark is shown. If no comparison is available, this is left blank.


Overall health and wellness opportunities in Loudoun County, 2022



Health and wellness

The characteristics of and amenities available in the communities in which people live has a direct impact on the health and wellness of residents, and thus, on their quality of life overall.


Please rate each of the following characteristics as they relate to Loudoun County as a whole.
(% excellent or good)




Please also rate each of the following in the Loudoun County community.
(% excellent or good)



Please rate the quality of each of the following services in Loudoun County.
(% excellent or good)



Please rate your overall health.
(% excellent or very good)



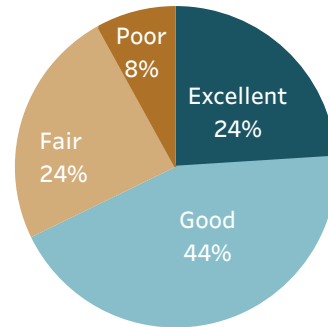
Please rate your overall health.

* Comparison to the national benchmark is shown. If no comparison is available, this is left blank.

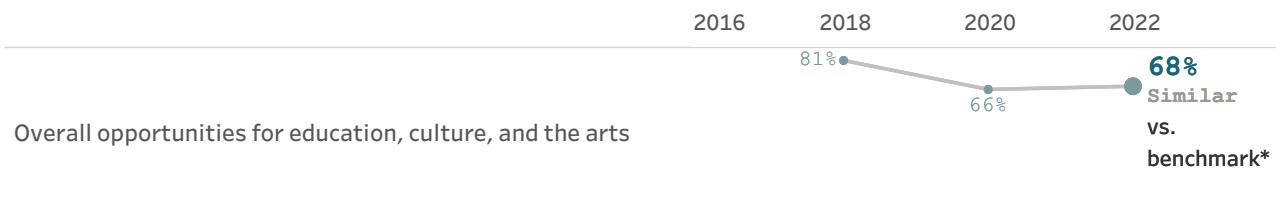
Education, arts, and culture

Participation in the arts, in educational opportunities, and in cultural activities is linked to increased civic engagement, greater social tolerance, and enhanced enjoyment of the local community.

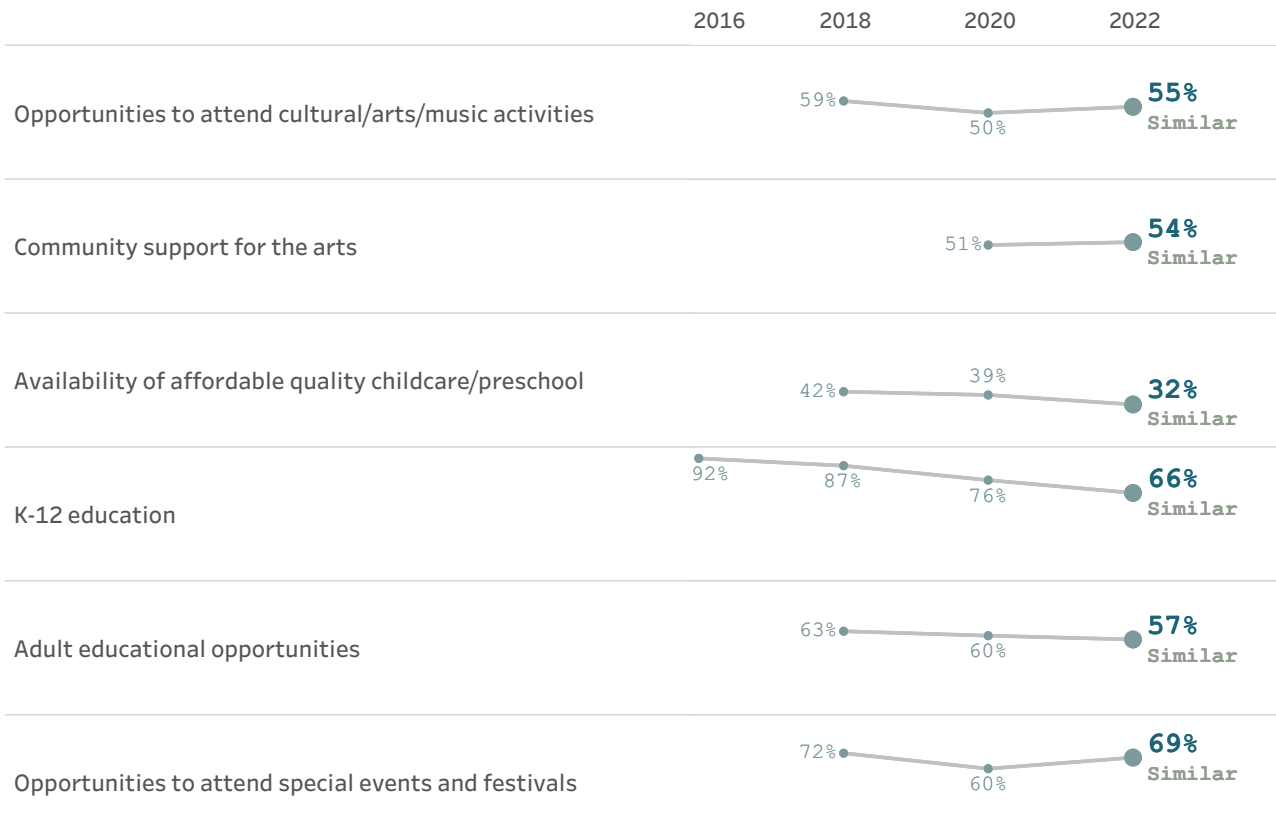
Overall opportunities for education, culture and the arts, 2022



Please rate each of the following characteristics as they relate to Loudoun County as a whole.
(% excellent or good)



Please also rate each of the following in the Loudoun County community.
(% excellent or good)

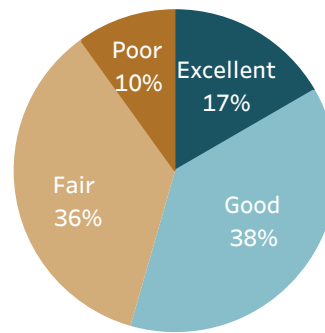


Please rate the quality of each of the following services in Loudoun County.
(% excellent or good)



* Comparison to the national benchmark is shown. If no comparison is available, this is left blank.


Residents' connection and engagement with their community, 2022




Inclusivity and engagement

Inclusivity refers to a cultural and environmental feeling of belonging; residents who feel invited to participate within their communities feel more included, involved, and engaged than those who do not.


Please rate each of the following characteristics as they relate to Loudoun County as a whole.
(% excellent or good)

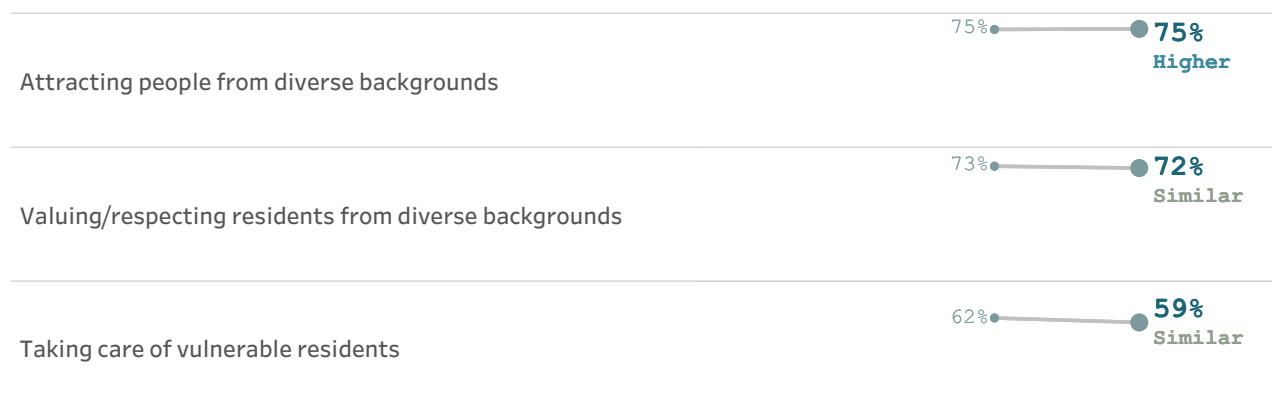


Please rate each of the following aspects of quality of life in Loudoun County.
(% excellent or good)



Please rate the job you feel the Loudoun County community does at each of the following.
(% excellent or good)





Please also rate each of the following in the Loudoun County community.
(% excellent or good)

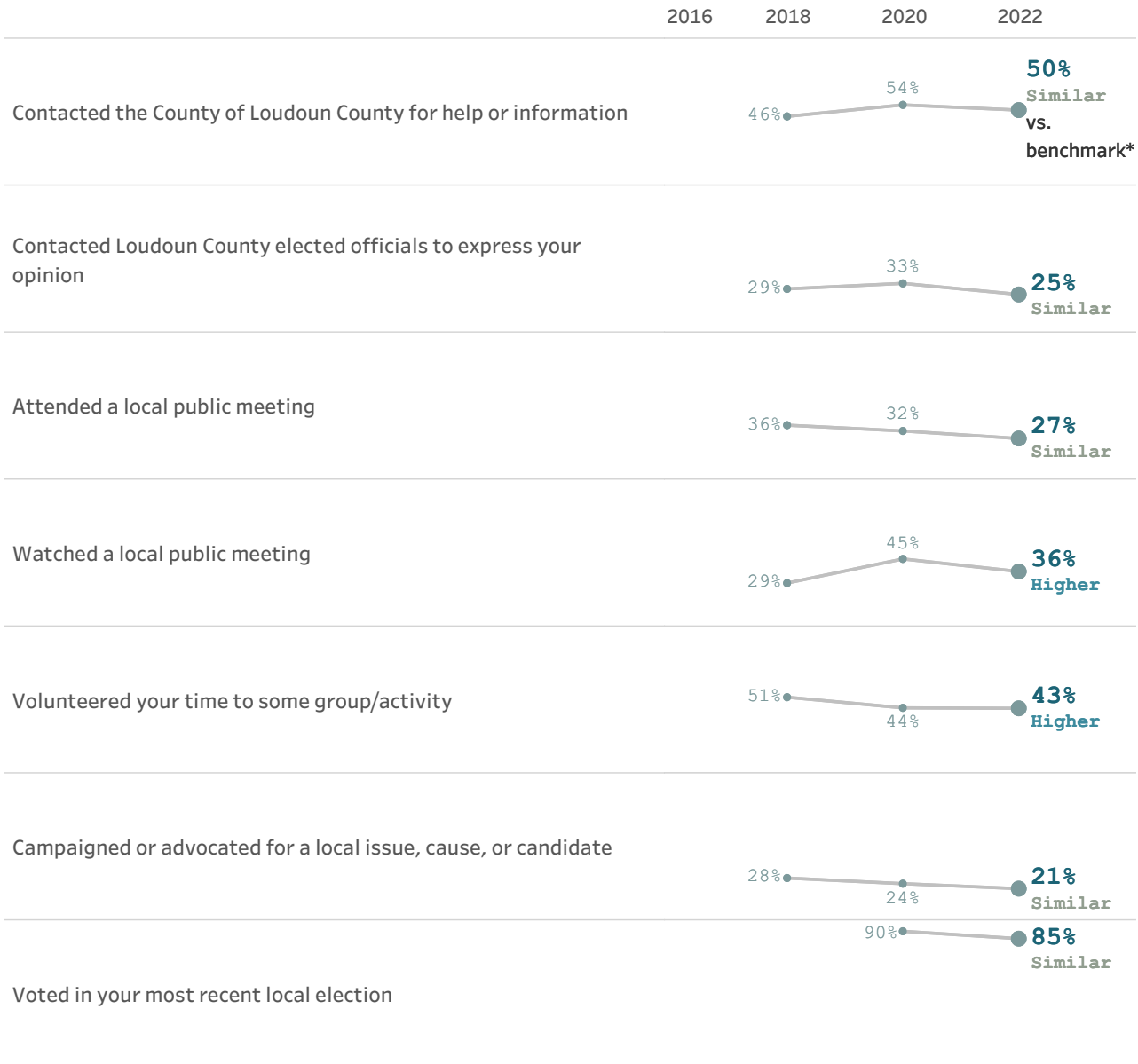


* Comparison to the national benchmark is shown. If no comparison is available, this is left blank.


Residents' participation levels


Please indicate whether or not you have done each of the following in the last 12 months.

(% yes)



In general, how many times do you:
(% a few times a week or more)





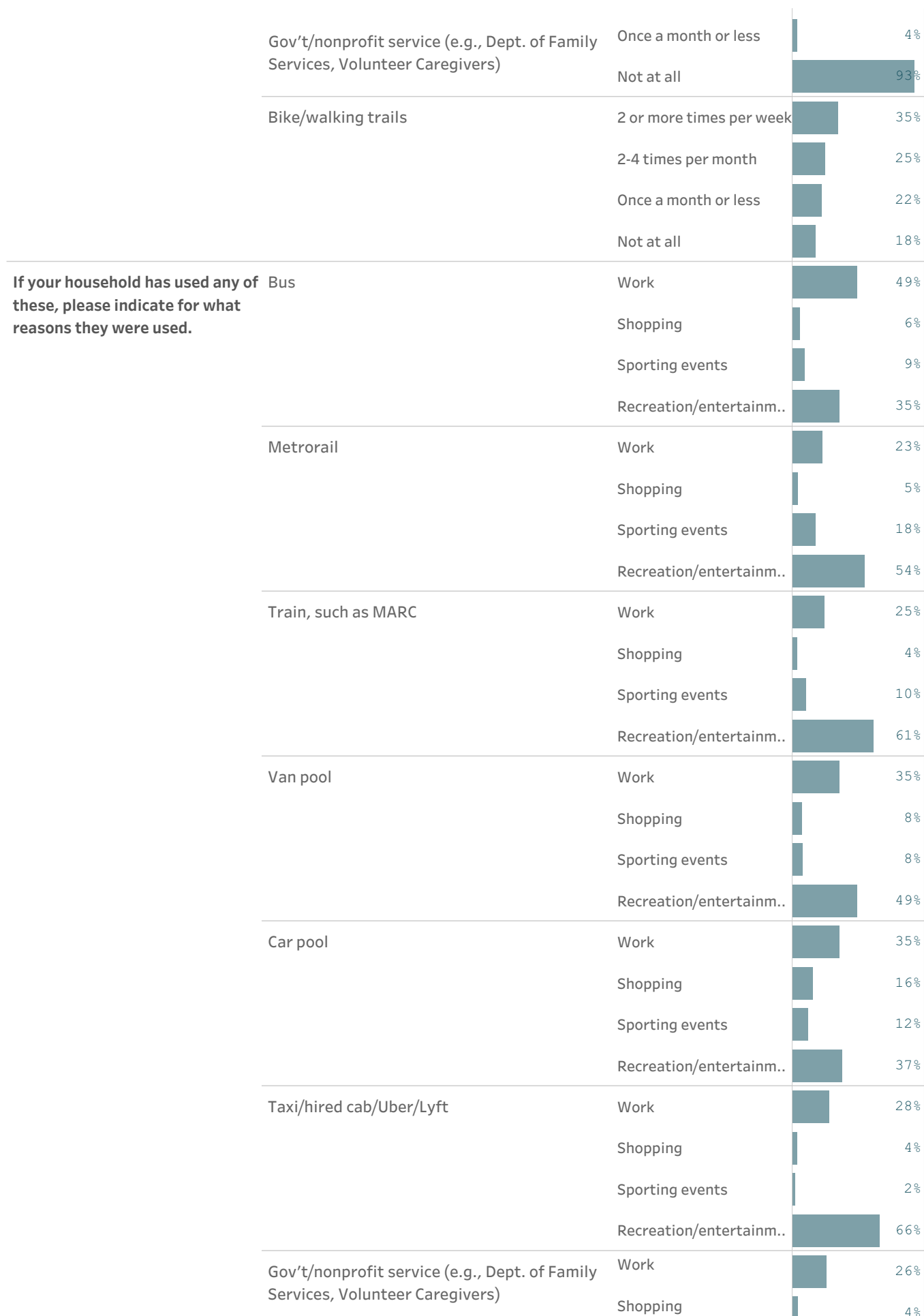
* Comparison to the national benchmark is shown. If no comparison is available, this is left blank.

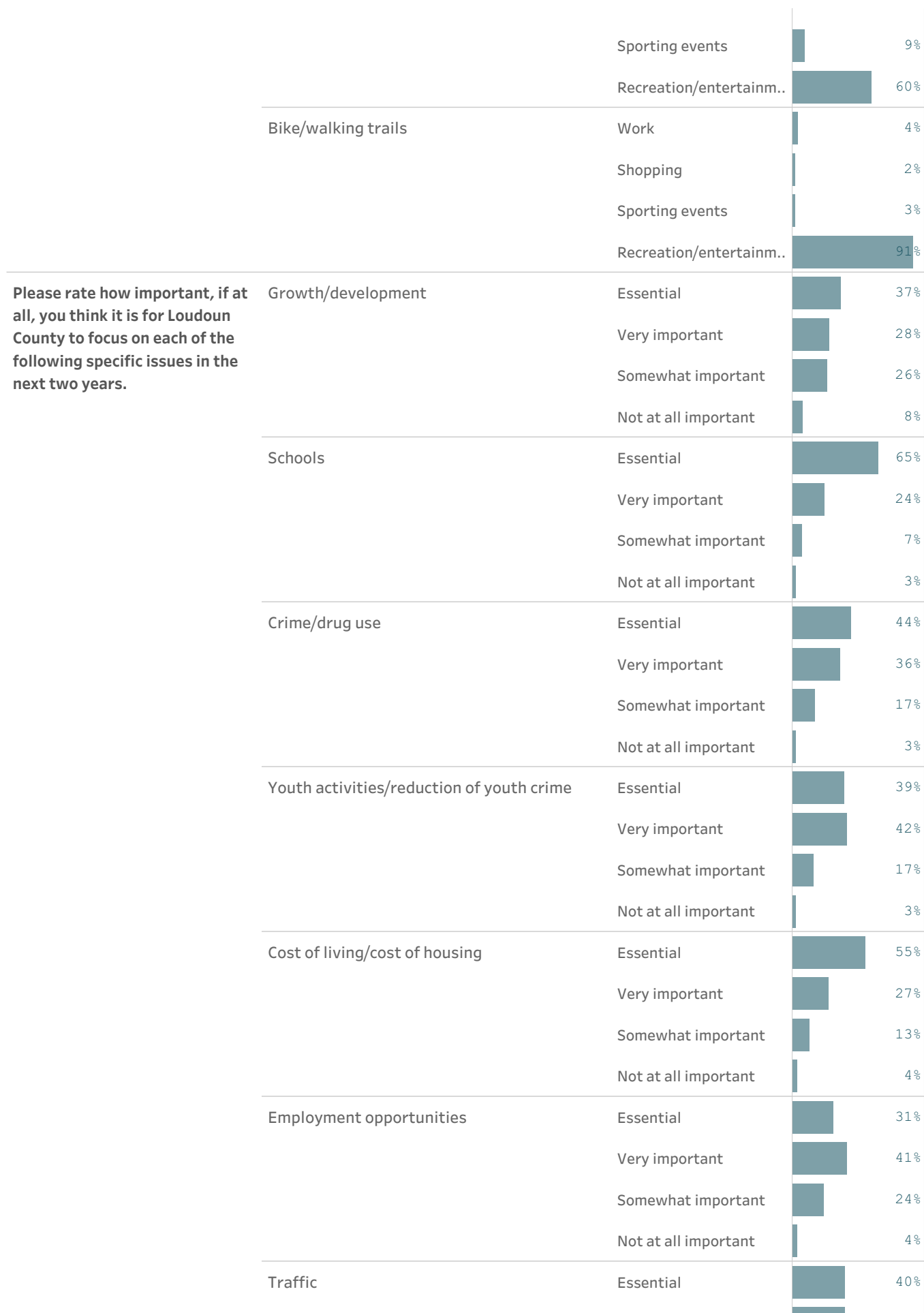
Custom questions

































Below are the complete set of responses to each custom question on the survey. By default, “don’t know” responses are excluded, but may be added to the table using the response filter below.

































Include “don’t know”
No

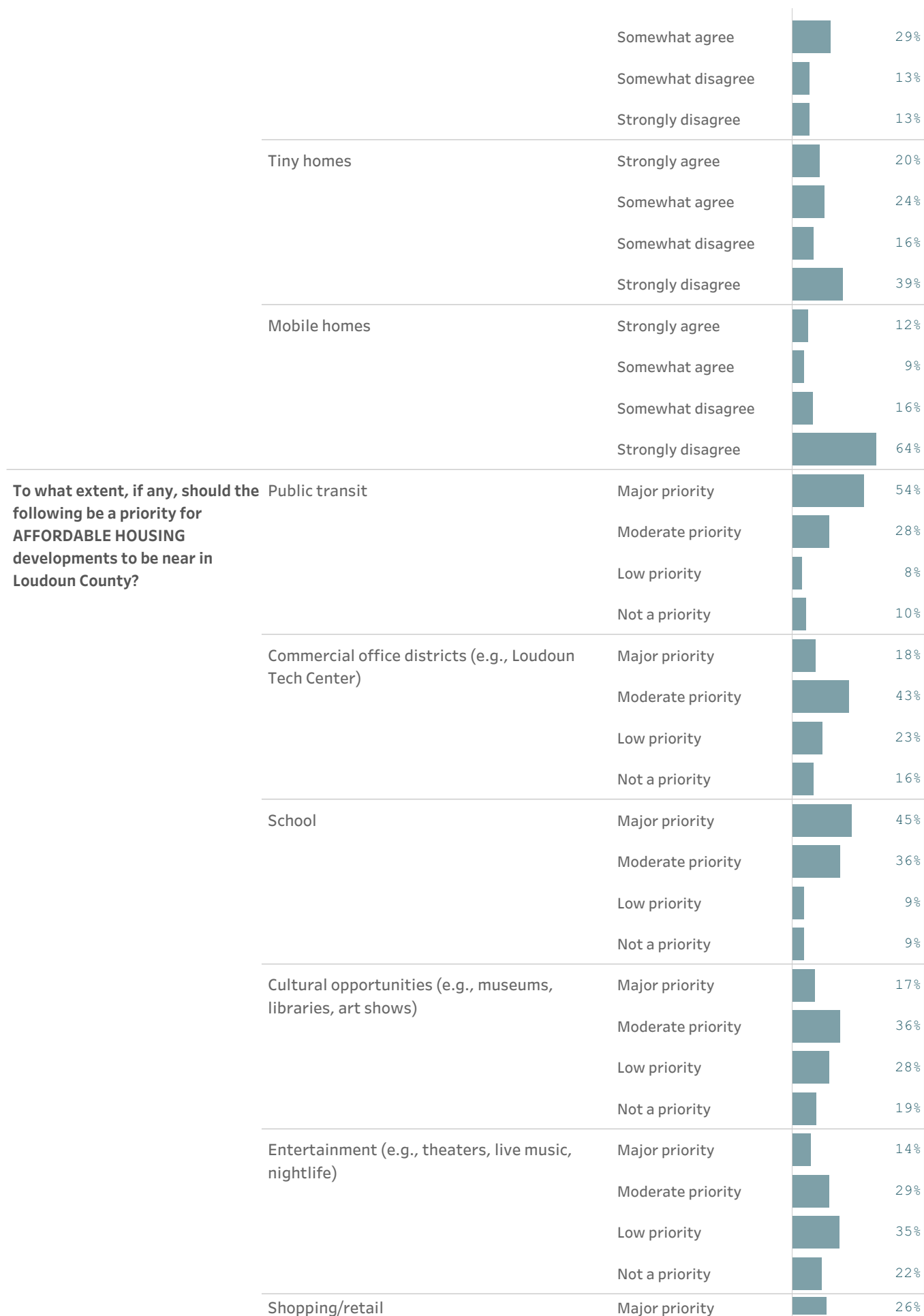
		% positive	
Thinking about the past 12 months, first, please indicate about how many times, if at all, have you or other household members used each of the following types of public transportation.	Bus	2 or more times per week	3%
		2-4 times per month	3%
		Once a month or less	7%
		Not at all	87%
	Metrorail	2 or more times per week	3%
		2-4 times per month	7%
		Once a month or less	35%
		Not at all	55%
	Train, such as MARC	2 or more times per week	1%
		2-4 times per month	0%
		Once a month or less	7%
		Not at all	92%
	Van pool	2 or more times per week	0%
		2-4 times per month	0%
		Once a month or less	2%
		Not at all	97%
	Car pool	2 or more times per week	6%
		2-4 times per month	11%
		Once a month or less	14%
		Not at all	69%
	Taxi/hired cab/Uber/Lyft	2 or more times per week	2%
		2-4 times per month	11%
		Once a month or less	44%
		Not at all	43%
	Gov’t/nonprofit service (e.g., Dept. of Family Services, Volunteer Caregivers)	2 or more times per week	2%
		2-4 times per month	2%

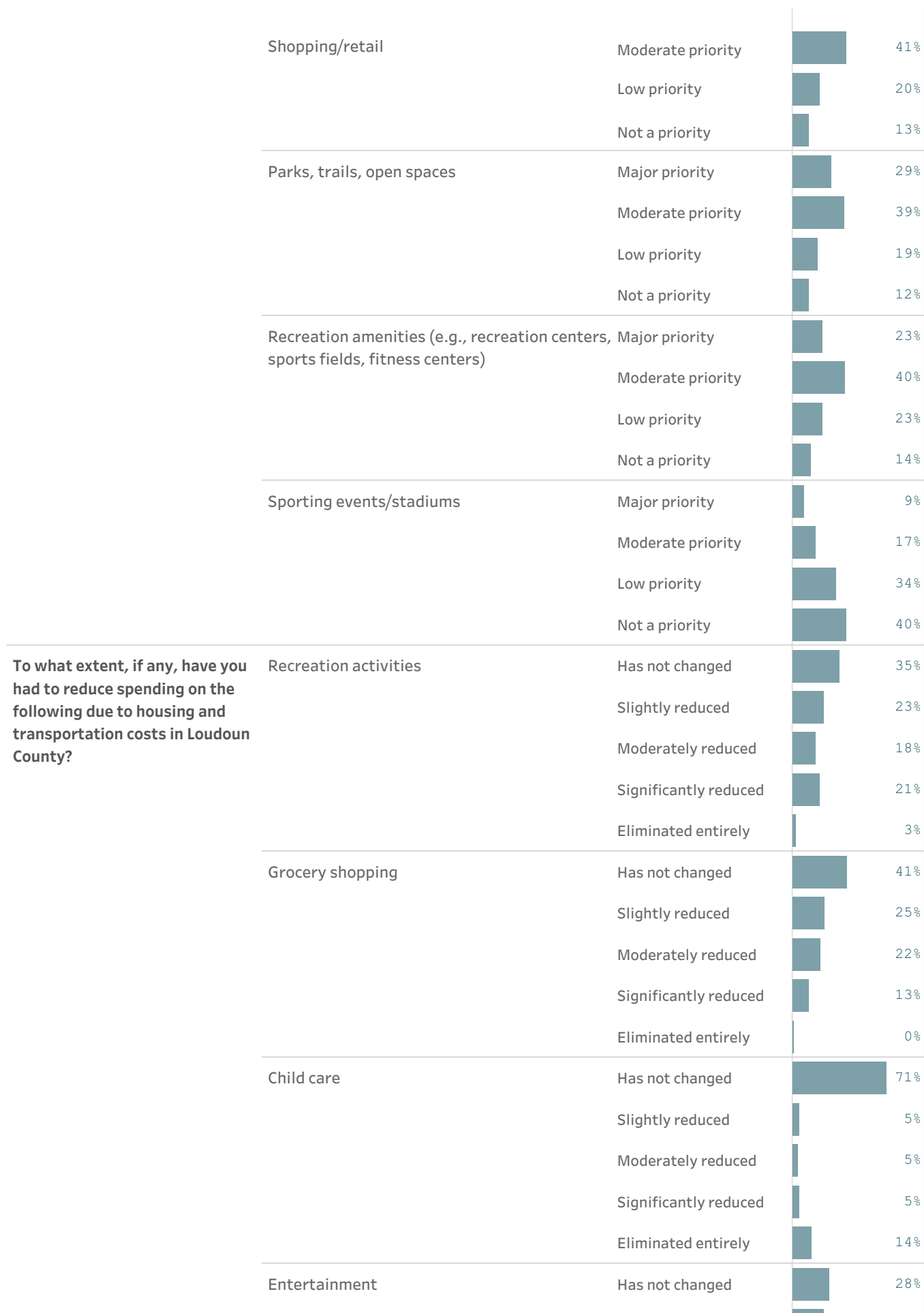


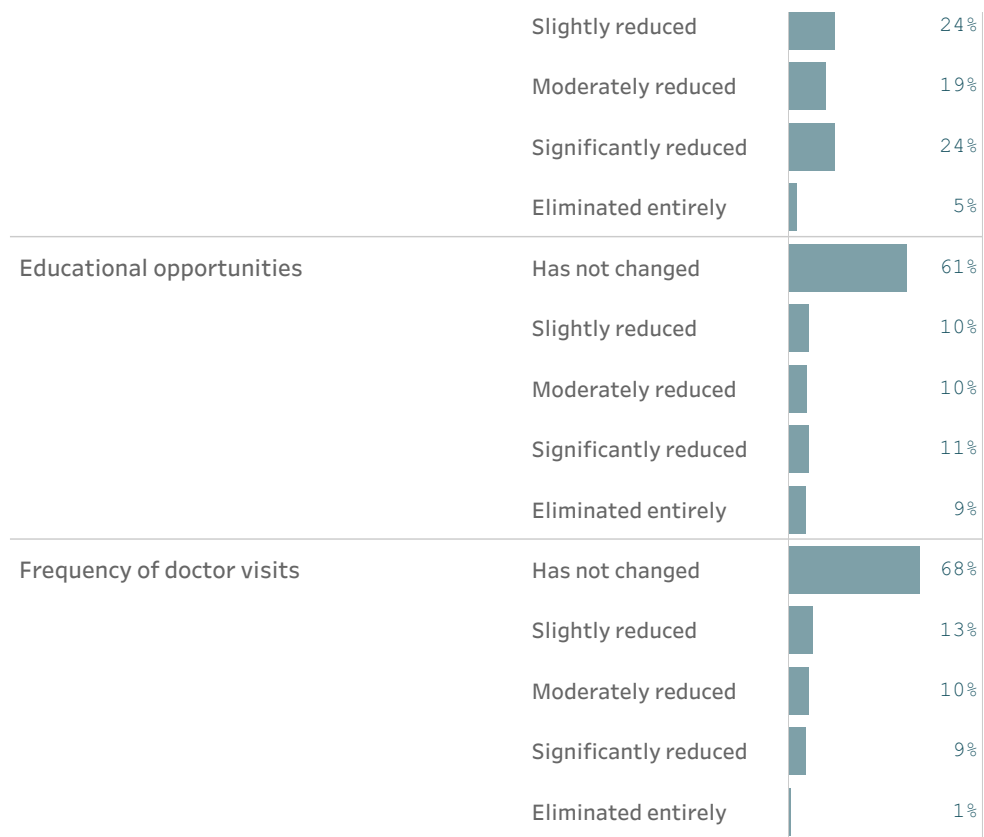


		Very important		40%
		Somewhat important		18%
		Not at all important		2%
	Road maintenance	Essential		35%
		Very important		47%
		Somewhat important		17%
		Not at all important		1%
	Trails/bike paths	Essential		24%
		Very important		34%
		Somewhat important		33%
		Not at all important		8%
	Increased broadband access	Essential		27%
		Very important		30%
		Somewhat important		35%
		Not at all important		8%
	Access to mental health services	Essential		37%
		Very important		34%
		Somewhat important		22%
		Not at all important		7%
	Access to health and human services	Essential		36%
		Very important		39%
		Somewhat important		20%
		Not at all important		5%
Please indicate whether or not you would be willing to incur a tax increase to improve each issue.	Growth/development	Yes		22%
		No		78%
	Schools	Yes		59%
		No		41%
	Crime/drug use	Yes		44%
		No		56%
	Youth activities/reduction of youth crime	Yes		45%
		No		55%
	Cost of living/cost of housing	Yes		37%

	No		63%
Employment opportunities	Yes		25%
	No		75%
Traffic	Yes		46%
	No		54%
Road maintenance	Yes		47%
	No		53%
Trails/bike paths	Yes		39%
	No		61%
Increased broadband access	Yes		29%
	No		71%
Access to mental health services	Yes		49%
	No		51%
Access to health and human services	Yes		46%
	No		54%
How much do you agree, or disagree, that more of each of the following types of AFFORDABLE HOUSING are needed in Loudoun County?	Apartment/Condo	Strongly agree	 42%
		Somewhat agree	 28%
		Somewhat disagree	 9%
		Strongly disagree	 21%
	Townhouse/rowhouses	Strongly agree	 39%
		Somewhat agree	 31%
		Somewhat disagree	 11%
		Strongly disagree	 19%
	Duplex (single family semi-detached homes)	Strongly agree	 32%
		Somewhat agree	 33%
		Somewhat disagree	 15%
		Strongly disagree	 19%
	Detached single family home	Strongly agree	 38%
		Somewhat agree	 27%
		Somewhat disagree	 16%
		Strongly disagree	 20%
	Smaller detached single family home	Strongly agree	 45%







National benchmark tables

This table contains the comparisons of Loudoun County's results to those from other communities. The first column shows the comparison of Loudoun County's rating to the benchmark. Loudoun County's results are noted as being "higher", "lower" or "similar" to the benchmark, meaning that the average rating given by Loudoun County residents is statistically similar to or different than the benchmark. The second column is Loudoun County's "percent positive." Most commonly, the percent positive is the combination of the top two most positive response options (i.e., excellent/good). The third column is the rank assigned to Loudoun County's rating among communities where a similar question was asked. The fourth column is the number of communities that asked a similar question. The fifth column shows the percentile for Loudoun County's result -- that is what percent of surveyed communities had a lower rating than Loudoun County.

			% positive	Rank	Number of communities	Percentile
Please rate each of the following aspects of quality of life in Loudoun County.	Loudoun County as a place to live	Similar	89%	145	369	60
	Your neighborhood as a place to live	Similar	89%	91	321	71
	Loudoun County as a place to raise children	Similar	82%	185	373	50
	Loudoun County as a place to work	Similar	76%	78	364	78
	Loudoun County as a place to visit	Similar	73%	92	322	71
	Loudoun County as a place to retire	Lower	39%	348	369	5
	The overall quality of life	Similar	84%	151	394	61
	Sense of community	Similar	57%	205	321	36
Please rate each of the following characteristics as they relate to Loudoun County as a whole.	Overall economic health	Higher	85%	34	309	89
	Overall quality of the transportation system	Similar	49%	110	211	48
	Overall design or layout of residential and commercial areas	Similar	58%	156	302	48
	Overall quality of the utility infrastructure	Similar	80%	35	206	83
	Overall feeling of safety	Similar	85%	134	359	62
	Overall quality of natural environment	Similar	77%	164	311	47
	Overall quality of parks and recreation opportunities	Similar	81%	86	211	59
	Overall health and wellness opportunities	Similar	80%	72	304	76
	Overall opportunities for education, culture, and the arts	Similar	68%	126	306	59
	Residents' connection and engagement with their community	Similar	54%	103	208	50

Please indicate how likely or unlikely you are to do each of the following.	Recommend living in Loudoun County to someone who asks	Similar	85%	170	313	46
	Remain in Loudoun County for the next five years	Similar	84%	149	310	52
Please rate how safe or unsafe you feel:	In your neighborhood during the day	Similar	96%	118	340	65
	In Loudoun County's downtown/commercial area during the day	Similar	93%	151	324	53
	From property crime	Similar	83%	72	216	67
	From violent crime	Similar	88%	88	216	59
	From fire, flood, or other natural disaster	Similar	90%	31	206	85
Please rate the job you feel the Loudoun County community does at each of the following.	Making all residents feel welcome	Similar	71%	87	214	59
	Attracting people from diverse backgrounds	Higher	75%	23	211	89
	Valuing/respecting residents from diverse backgrounds	Similar	72%	44	212	79
	Taking care of vulnerable residents	Similar	59%	103	208	50
Please rate each of the following in the Loudoun County community.	Overall quality of business and service establishments	Higher	82%	41	311	87
	Variety of business and service establishments	Higher	74%	26	209	88
	Vibrancy of downtown/commercial area	Higher	68%	72	290	75
	Employment opportunities	Higher	67%	32	325	90
	Shopping opportunities	Higher	73%	33	316	89
	Cost of living	Lower	21%	269	303	11
	Overall image or reputation	Similar	72%	193	364	47
Please also rate each of the following in the Loudoun County community.	Traffic flow on major streets	Similar	47%	183	336	45
	Ease of public parking	Similar	67%	92	285	68
	Ease of travel by car	Similar	72%	138	324	57
	Ease of travel by public transportation	Similar	26%	182	285	36
	Ease of travel by bicycle	Similar	41%	232	326	29
	Ease of walking	Lower	49%	260	327	20
	Well-planned residential growth	Similar	44%	114	210	46
	Well-planned commercial growth	Similar	43%	104	210	50

Please also rate each of the following in the Loudoun County community.

Well-designed neighborhoods	Similar	58%	89	207	57
Preservation of the historical or cultural character of the community	Similar	57%	143	206	31
Public places where people want to spend time	Similar	64%	136	297	54
Variety of housing options	Similar	44%	167	309	46
Availability of affordable quality housing	Lower	19%	252	331	24
Overall quality of new development	Similar	50%	192	321	40
Overall appearance	Similar	79%	108	343	68
Cleanliness	Similar	84%	82	332	75
Water resources	Similar	59%	105	190	45
Air quality	Similar	86%	114	297	61
Availability of paths and walking trails	Similar	72%	143	327	56
Fitness opportunities	Similar	75%	105	297	64
Recreational opportunities	Similar	71%	126	318	60
Availability of affordable quality food	Similar	60%	176	293	40
Availability of affordable quality health care	Similar	63%	111	302	63
Availability of preventive health services	Similar	68%	96	288	67
Availability of affordable quality mental health care	Similar	42%	127	290	56
Opportunities to attend cultural/arts/music activities	Similar	55%	159	314	49
Community support for the arts	Similar	54%	115	207	44
Availability of affordable quality childcare/preschool	Similar	32%	244	299	18
K-12 education	Similar	66%	167	302	45
Adult educational opportunities	Similar	57%	131	294	55
Sense of civic/community pride	Similar	55%	138	207	33
Neighborliness of residents	Similar	58%	198	299	33
Opportunities to participate in social events and activities	Similar	62%	131	306	57
Opportunities to attend special events and festivals	Similar	69%	121	303	60

Please also rate each of the following in the Loudoun County community.	Opportunities to volunteer	Similar	73%	87	302	71
	Opportunities to participate in community matters	Similar	65%	104	304	66
	Openness and acceptance of the community toward people of diverse backgrounds	Similar	66%	73	321	77
Please indicate whether or not you have done each of the following in the last 12 months.	Contacted the County of Loudoun County for help or information	Similar	50%	110	339	67
	Contacted Loudoun County elected officials to express your opinion	Similar	25%	23	297	92
	Attended a local public meeting	Similar	27%	39	300	87
	Watched a local public meeting	Higher	36%	27	281	90
	Volunteered your time to some group/activity	Higher	43%	58	303	81
	Campaigned or advocated for a local issue, cause, or candidate	Similar	21%	107	292	63
	Voted in your most recent local election	Similar	85%	29	209	86
	Used public transportation instead of driving	Higher	30%	52	271	81
	Carpooled with other adults or children instead of driving alone	Similar	39%	188	294	36
	Walked or biked instead of driving	Similar	51%	196	298	34
Please rate the quality of each of the following services in Loudoun County.	Public information services	Similar	75%	93	316	70
	Economic development	Similar	69%	56	310	82
	Traffic enforcement	Similar	62%	199	358	44
	Traffic signal timing	Similar	56%	121	302	60
	Street repair	Higher	64%	63	352	82
	Street cleaning	Similar	72%	100	316	68
	Street lighting	Similar	59%	218	345	36
	Snow removal	Similar	74%	103	263	61
	Sidewalk maintenance	Similar	67%	80	313	74
	Bus or transit services	Similar	42%	151	281	46
	Land use, planning and zoning	Similar	41%	214	318	33
	Code enforcement	Similar	58%	114	351	67
	Affordable high-speed internet access	Similar	62%	26	204	87

Please rate the quality of each of the following services in Loudoun County.	Garbage collection	Similar	72%	279	335	17
	Drinking water	Similar	83%	70	314	78
	Sewer services	Similar	90%	41	317	87
	Storm water management	Higher	86%	32	329	90
	Power (electric and/or gas) utility	Similar	85%	35	259	86
	Utility billing	Similar	73%	103	283	63
	Police/Sheriff services	Similar	80%	177	385	54
	Crime prevention	Similar	79%	114	357	68
	Animal control	Similar	79%	34	328	89
	Ambulance or emergency medical services	Similar	93%	77	323	76
	Fire services	Similar	95%	94	348	73
	Fire prevention and education	Similar	85%	66	313	79
	Emergency preparedness	Similar	74%	75	312	76
	Preservation of natural areas	Similar	56%	222	295	25
	Loudoun County open space	Similar	55%	199	289	31
	Recycling	Similar	64%	233	337	31
	Yard waste pick-up	Similar	69%	180	294	39
	County parks	Similar	83%	150	330	54
	Recreation programs or classes	Similar	76%	95	324	70
	Recreation centers or facilities	Similar	80%	59	306	81
	Health services	Similar	78%	71	282	75
	Public library services	Similar	92%	41	327	87
	Overall customer service by Loudoun County employees	Similar	85%	97	373	74
Please rate the following categories of Loudoun County government performance.	The value of services for the taxes paid to Loudoun County	Similar	53%	173	377	54
	The overall direction that Loudoun County is taking	Similar	53%	223	342	35
	The job Loudoun County government does at welcoming resident involvement	Similar	55%	150	340	56

Please rate the following categories of Loudoun County government performance.	Overall confidence in Loudoun County government	Similar	51%	161	307	47
	Generally acting in the best interest of the community	Similar	51%	192	311	38
	Being honest	Similar	47%	229	302	24
	Being open and transparent to the public	Similar	41%	160	213	25
	Informing residents about issues facing the community	Similar	46%	140	218	36
	Treating all residents fairly	Similar	53%	195	308	37
	Treating residents with respect	Similar	61%	135	210	36
Overall, how would you rate the quality of the services provided by each of the following?	The County of Loudoun County	Similar	70%	216	369	41
	The Federal Government	Similar	46%	53	292	82
Please rate how important, if at all, you think it is for the Loudoun County community to focus on each of the following in the coming two years.	Overall economic health	Similar	89%	114	285	60
	Overall quality of the transportation system	Similar	76%	57	206	72
	Overall design or layout of residential and commercial areas	Similar	85%	30	285	89
	Overall quality of the utility infrastructure	Similar	87%	120	205	41
	Overall feeling of safety	Similar	88%	173	285	39
	Overall quality of natural environment	Similar	83%	104	285	63
	Overall quality of parks and recreation opportunities	Similar	77%	134	206	35
	Overall health and wellness opportunities	Similar	75%	113	285	60
	Overall opportunities for education, culture, and the arts	Similar	75%	109	285	61
	Residents' connection and engagement with their community	Similar	63%	237	285	16
In general, how many times do you:	Access the internet from your home	Similar	98%	31	206	85
	Access the internet from your cell phone	Similar	97%	13	206	94
	Visit social media sites	Similar	84%	27	205	87
	Use or check email	Similar	99%	14	206	93
	Share your opinions online	Similar	27%	139	206	33
	Shop online	Higher	67%	23	205	89
	Please rate your overall health.	Similar	71%	89	293	69

What impact, if any, do you think the economy will have on your family income in the next 6 months? Do you think the impact will be:	Similar	17%	230	295	22
--	---------	-----	-----	-----	----

Custom benchmark tables

This table contains the comparisons of Loudoun County's results to those from other communities with similar population sizes. The first column shows the comparison of Loudoun County's rating to the benchmark. Loudoun County's results are noted as being "higher", "lower" or "similar" to the benchmark, meaning that the average rating given by Loudoun County residents is statistically similar to or different than the benchmark. The second column is Loudoun County's "percent positive." Most commonly, the percent positive is the combination of the top two most positive response options (i.e., excellent/good). The third column is the rank assigned to Loudoun County's rating among communities where a similar question was asked. The fourth column is the number of communities that asked a similar question. The fifth column shows the percentile for Loudoun County's result -- that is what percent of surveyed communities had a lower rating than Loudoun County.

			% positive	Rank	Number of communities	Percentile
Please rate each of the following aspects of quality of life in Loudoun County.	Loudoun County as a place to live	Similar	89%	7	36	83
	Your neighborhood as a place to live	Higher	89%	4	23	86
	Loudoun County as a place to raise children	Higher	82%	9	35	77
	Loudoun County as a place to work	Similar	76%	9	34	76
	Loudoun County as a place to visit	Similar	73%	7	24	75
	Loudoun County as a place to retire	Lower	39%	28	33	18
	The overall quality of life	Higher	84%	6	34	85
	Sense of community	Similar	57%	8	25	72
Please rate each of the following characteristics as they relate to Loudoun County as a whole.	Overall economic health	Much higher	85%	2	21	95
	Overall quality of the transportation system	Similar	49%	4	16	81
	Overall design or layout of residential and commercial areas	Similar	58%	4	21	85
	Overall quality of the utility infrastructure	Higher	80%	2	16	93
	Overall feeling of safety	Higher	85%	4	30	90
	Overall quality of natural environment	Similar	77%	5	22	81
	Overall quality of parks and recreation opportunities	Higher	81%	4	17	82
	Overall health and wellness opportunities	Higher	80%	4	21	85
	Overall opportunities for education, culture, and the arts	Similar	68%	5	21	80
	Residents' connection and engagement with their community	Similar	54%	3	16	87
Please indicate how likely or unlikely you are to do each of the following.	Recommend living in Loudoun County to someone who asks	Similar	85%	6	24	79
	Remain in Loudoun County for the next five years	Similar	84%	9	23	65
Please rate how safe or unsafe you feel:	In your neighborhood during the day	Higher	96%	2	26	96

Please rate how safe or unsafe you feel:	In Loudoun County's downtown/commercial area during the day	Higher	93%	2	24	95
	From property crime	Higher	83%	2	21	95
	From violent crime	Higher	88%	2	21	95
	From fire, flood, or other natural disaster	Higher	90%	2	16	93
Please rate the job you feel the Loudoun County community does at each of the following.	Making all residents feel welcome	Similar	71%	4	16	81
	Attracting people from diverse backgrounds	Higher	75%	2	16	93
	Valuing/respecting residents from diverse backgrounds	Higher	72%	2	16	93
	Taking care of vulnerable residents	Higher	59%	3	16	87
Please rate each of the following in the Loudoun County community.	Overall quality of business and service establishments	Higher	82%	4	22	86
	Variety of business and service establishments	Similar	74%	4	16	81
	Vibrancy of downtown/commercial area	Higher	68%	4	19	84
	Employment opportunities	Higher	67%	4	25	88
	Shopping opportunities	Similar	73%	4	22	86
	Cost of living	Similar	21%	17	22	27
	Overall image or reputation	Similar	72%	8	32	78
Please also rate each of the following in the Loudoun County community.	Traffic flow on major streets	Similar	47%	5	25	84
	Ease of public parking	Higher	67%	2	19	94
	Ease of travel by car	Higher	72%	6	25	80
	Ease of travel by public transportation	Similar	26%	11	23	56
	Ease of travel by bicycle	Similar	41%	14	25	48
	Ease of walking	Similar	49%	14	25	48
	Well-planned residential growth	Similar	44%	5	16	75
	Well-planned commercial growth	Similar	43%	6	16	68
	Well-designed neighborhoods	Similar	58%	4	16	81
	Preservation of the historical or cultural character of the community	Similar	57%	6	16	68
	Public places where people want to spend time	Similar	64%	5	21	80
	Variety of housing options	Similar	44%	9	23	65
	Availability of affordable quality housing	Similar	19%	22	31	32

Please also rate each of the following in the Loudoun County community.

Overall quality of new development	Similar	50%	12	23	52
Overall appearance	Higher	79%	4	24	87
Cleanliness	Much higher	84%	3	24	91
Water resources	Similar	59%	6	16	68
Air quality	Higher	86%	1	21	100
Availability of paths and walking trails	Higher	72%	5	26	84
Fitness opportunities	Higher	75%	3	20	90
Recreational opportunities	Similar	71%	10	25	64
Availability of affordable quality food	Similar	60%	12	22	50
Availability of affordable quality health care	Similar	63%	4	24	87
Availability of preventive health services	Similar	68%	5	21	80
Availability of affordable quality mental health care	Similar	42%	8	21	66
Opportunities to attend cultural/arts/music activities	Similar	55%	12	24	54
Community support for the arts	Similar	54%	7	16	62
Availability of affordable quality childcare/preschool	Similar	32%	13	22	45
K-12 education	Higher	66%	5	23	82
Adult educational opportunities	Similar	57%	6	20	75
Sense of civic/community pride	Similar	55%	4	16	81
Neighborliness of residents	Similar	58%	5	21	80
Opportunities to participate in social events and activities	Similar	62%	8	21	66
Opportunities to attend special events and festivals	Similar	69%	5	20	80
Opportunities to volunteer	Similar	73%	5	21	80
Opportunities to participate in community matters	Similar	65%	3	22	90
Openness and acceptance of the community toward people of diverse backgrounds	Similar	66%	3	27	92
Contacted the County of Loudoun County for help or information	Similar	50%	12	29	62
Contacted Loudoun County elected officials to express your opinion	Similar	25%	3	21	90
Attended a local public meeting	Similar	27%	2	21	95
Watched a local public meeting	Similar	36%	4	21	85

Please indicate whether or not you have done each of the following in the last 12 months.





























Please indicate whether or not you have done each of the following in the last 12 months.	Volunteered your time to some group/activity	Similar	43%	5	22	81
	Campaigned or advocated for a local issue, cause, or candidate	Similar	21%	9	21	61
	Voted in your most recent local election	Similar	85%	2	16	93
	Used public transportation instead of driving	Similar	30%	10	21	57
	Carpooled with other adults or children instead of driving alone	Similar	39%	18	21	19
	Walked or biked instead of driving	Similar	51%	13	22	45
Please rate the quality of each of the following services in Loudoun County.	Public information services	Similar	75%	4	24	87
	Economic development	Higher	69%	4	25	88
	Traffic enforcement	Higher	62%	2	26	96
	Traffic signal timing	Similar	56%	4	25	88
	Street repair	Higher	64%	3	30	93
	Street cleaning	Higher	72%	3	24	91
	Street lighting	Similar	59%	4	23	86
	Snow removal	Similar	74%	5	18	77
	Sidewalk maintenance	Higher	67%	3	22	90
	Bus or transit services	Similar	42%	8	21	66
	Land use, planning and zoning	Similar	41%	12	25	56
	Code enforcement	Higher	58%	5	27	85
	Affordable high-speed internet access	Higher	62%	2	15	93
	Garbage collection	Similar	72%	16	27	44
	Drinking water	Higher	83%	2	24	95
	Sewer services	Higher	90%	3	23	91
	Storm water management	Higher	86%	2	25	96
	Power (electric and/or gas) utility	Higher	85%	2	17	94
	Utility billing	Higher	73%	3	20	90
	Police/Sheriff services	Higher	80%	6	32	84
	Crime prevention	Much higher	79%	2	27	96
	Animal control	Higher	79%	3	23	91
































Please rate the quality of each of the following services in Loudoun County.	Ambulance or emergency medical services	Higher	93%	2	26	96
	Fire services	Similar	95%	2	28	96
	Fire prevention and education	Higher	85%	1	22	100
	Emergency preparedness	Higher	74%	2	24	95
	Preservation of natural areas	Similar	56%	10	21	57
	Loudoun County open space	Similar	55%	7	20	70
	Recycling	Similar	64%	16	31	51
	Yard waste pick-up	Similar	69%	8	21	66
	County parks	Similar	83%	8	26	73
	Recreation programs or classes	Higher	76%	5	23	82
	Recreation centers or facilities	Higher	80%	4	23	86
	Health services	Higher	78%	3	23	91
	Public library services	Higher	92%	2	28	96
	Overall customer service by Loudoun County employees	Higher	85%	6	33	84
Please rate the following categories of Loudoun County government performance.	The value of services for the taxes paid to Loudoun County	Similar	53%	5	33	87
	The overall direction that Loudoun County is taking	Similar	53%	14	31	58
	The job Loudoun County government does at welcoming resident involvement	Similar	55%	4	26	88
	Overall confidence in Loudoun County government	Similar	51%	4	23	86
	Generally acting in the best interest of the community	Similar	51%	8	24	70
	Being honest	Similar	47%	10	23	60
	Being open and transparent to the public	Similar	41%	7	17	64
	Informing residents about issues facing the community	Similar	46%	5	17	76
	Treating all residents fairly	Similar	53%	6	23	78
	Treating residents with respect	Similar	61%	5	17	76
Overall, how would you rate the quality of the services provided by each ..	The County of Loudoun County	Similar	70%	8	34	79
	The Federal Government	Similar	46%	2	21	95
Please rate how important, if at all, you think it is for the Loudoun County community to focus on	Overall economic health	Similar	89%	10	20	55
	Overall quality of the transportation system	Similar	76%	8	16	56
































Please rate how important, if at all, you think it is for the Loudoun County community to focus on each of the following in the coming two years.	Overall design or layout of residential and commercial areas	Similar	85%	3	20	90
	Overall quality of the utility infrastructure	Similar	87%	11	16	37
	Overall feeling of safety	Similar	88%	15	20	30
	Overall quality of natural environment	Similar	83%	8	20	65
	Overall quality of parks and recreation opportunities	Similar	77%	8	16	56
	Overall health and wellness opportunities	Similar	75%	14	20	35
	Overall opportunities for education, culture, and the arts	Similar	75%	13	20	40
	Residents' connection and engagement with their community	Similar	63%	15	20	30
In general, how many times do you:	Access the internet from your home	Similar	98%	4	16	81
	Access the internet from your cell phone	Similar	97%	1	16	100
	Visit social media sites	Similar	84%	3	15	86
	Use or check email	Similar	99%	2	16	93
	Share your opinions online	Similar	27%	11	16	37
	Shop online	Higher	67%	1	16	100
	Please rate your overall health.	Similar	71%	4	20	85
	What impact, if any, do you think the economy will have on your family income in the next 6 months? Do you think the impact will be:	Similar	17%	14	20	35































Complete set of frequencies
































This dashboard contains a complete set of responses to each question on the survey. By default, "don't know" responses are excluded, but may be added to the table using the response filter to the right. In some tables, the percentages may not sum to 100%; this is either because the question permitted the respondent to "choose all that apply", or for a question that asked the respondent to select one answer, it is due to the customary practice of rounding values to the nearest whole number.

Please rate each of the following aspects of quality of life in Loudoun County.	Loudoun County as a place to live	Excellent		44% N=665
		Good		44% N=666
		Fair		9% N=141
		Poor		2% N=25
	Your neighborhood as a place to live	Excellent		50% N=752
		Good		38% N=574
		Fair		9% N=132
		Poor		2% N=36
	Loudoun County as a place to raise children	Excellent		45% N=598
		Good		37% N=484
		Fair		11% N=146
		Poor		7% N=95
	Loudoun County as a place to work	Excellent		36% N=436
		Good		39% N=473
		Fair		18% N=213
		Poor		7% N=82
	Loudoun County as a place to visit	Excellent		33% N=469
		Good		41% N=586
		Fair		22% N=318
		Poor		5% N=69
	Loudoun County as a place to retire	Excellent		16% N=204
		Good		23% N=284
		Fair		27% N=342
		Poor		34% N=421
	The overall quality of life	Excellent		37% N=544
		Good		47% N=705
		Fair		14% N=212
		Poor		2% N=30
































Please rate each of the following aspects of quality of life in Loudoun County.	Sense of community	Excellent		19% N=281
		Good		38% N=559
		Fair		31% N=456
		Poor		11% N=166
Please rate each of the following characteristics as they relate to Loudoun County as a whole.	Overall economic health	Excellent		41% N=586
		Good		45% N=638
		Fair		11% N=152
		Poor		4% N=57
	Overall quality of the transportation system	Excellent		12% N=167
		Good		37% N=535
		Fair		36% N=515
		Poor		16% N=229
	Overall design or layout of residential and commercial areas	Excellent		17% N=246
		Good		42% N=614
		Fair		31% N=454
		Poor		11% N=161
	Overall quality of the utility infrastructure	Excellent		31% N=451
		Good		49% N=698
		Fair		14% N=198
		Poor		6% N=86
	Overall feeling of safety	Excellent		39% N=590
		Good		45% N=680
		Fair		13% N=192
		Poor		2% N=34
	Overall quality of natural environment	Excellent		32% N=468
		Good		45% N=661
		Fair		18% N=269
		Poor		5% N=75
	Overall quality of parks and recreation opportunities	Excellent		40% N=584
		Good		41% N=597
		Fair		17% N=244
































Please rate each of the following characteristics as they relate to Loudoun County as a whole.	Overall quality of parks and recreation opportunities	Poor		2% N=36
	Overall health and wellness opportunities	Excellent		34% N=490
		Good		45% N=650
		Fair		16% N=234
		Poor		4% N=56
	Overall opportunities for education, culture, and the arts	Excellent		24% N=340
		Good		44% N=622
		Fair		24% N=343
		Poor		8% N=114
	Residents' connection and engagement with their community	Excellent		17% N=238
		Good		38% N=541
		Fair		36% N=509
		Poor		10% N=142
Please indicate how likely or unlikely you are to do each of the following.	Recommend living in Loudoun County to someone who asks	Very likely		47% N=692
		Somewhat likely		38% N=568
		Somewhat unlikely		8% N=118
		Very unlikely		7% N=102
	Remain in Loudoun County for the next five years	Very likely		62% N=908
		Somewhat likely		22% N=329
		Somewhat unlikely		8% N=116
		Very unlikely		8% N=114
Please rate how safe or unsafe you feel:	In your neighborhood during the day	Very safe		81% N=1216
		Somewhat safe		14% N=217
		Neither safe nor unsafe		2% N=29
		Somewhat unsafe		2% N=26
		Very unsafe		1% N=10
	In Loudoun County's downtown/commercial area during the day	Very safe		63% N=896
		Somewhat safe		30% N=425
		Neither safe nor unsafe		5% N=64
		Somewhat unsafe		2% N=23
		Very unsafe		1% N=12

Please rate how safe or unsafe you feel:	From property crime	Very safe		38% N=567
		Somewhat safe		44% N=656
		Neither safe nor unsafe		9% N=133
		Somewhat unsafe		7% N=98
		Very unsafe		1% N=22
	From violent crime	Very safe		56% N=826
		Somewhat safe		32% N=467
		Neither safe nor unsafe		7% N=97
		Somewhat unsafe		5% N=67
		Very unsafe		1% N=9
	From fire, flood, or other natural disaster	Very safe		57% N=835
		Somewhat safe		33% N=490
		Neither safe nor unsafe		9% N=125
		Somewhat unsafe		1% N=18
Please rate the job you feel the Loudoun County community does at each of the following.	Making all residents feel welcome	Excellent		25% N=353
		Good		46% N=653
		Fair		23% N=324
		Poor		6% N=83
	Attracting people from diverse backgrounds	Excellent		33% N=456
		Good		42% N=578
		Fair		19% N=261
		Poor		6% N=84
	Valuing/respecting residents from diverse backgrounds	Excellent		29% N=394
		Good		43% N=585
		Fair		23% N=308
		Poor		6% N=80
	Taking care of vulnerable residents	Excellent		17% N=193
		Good		42% N=478
		Fair		27% N=303
		Poor		15% N=168
































Please rate each of the following in the Loudoun County community.	Overall quality of business and service establishments	Excellent		33% N=494
		Good		49% N=721
		Fair		16% N=232
		Poor		2% N=36
	Variety of business and service establishments	Excellent		30% N=443
		Good		44% N=654
		Fair		21% N=309
		Poor		5% N=78
	Vibrancy of downtown/commercial area	Excellent		22% N=320
		Good		46% N=653
		Fair		26% N=368
		Poor		6% N=90
	Employment opportunities	Excellent		23% N=272
		Good		44% N=526
		Fair		27% N=320
		Poor		6% N=77
	Shopping opportunities	Excellent		32% N=480
		Good		41% N=619
		Fair		21% N=309
		Poor		6% N=89
	Cost of living	Excellent		2% N=28
		Good		19% N=276
		Fair		37% N=540
		Poor		43% N=632
	Overall image or reputation	Excellent		28% N=413
		Good		44% N=652
		Fair		19% N=288
		Poor		9% N=132
Please also rate each of the following in the Loudoun County community.	Traffic flow on major streets	Excellent		10% N=151
		Good		37% N=541
		Fair		36% N=537

Please also rate each of the following in the Loudoun County community.
































Traffic flow on major streets	Poor		17% N=248
Ease of public parking	Excellent		20% N=294
	Good		47% N=679
	Fair		25% N=369
	Poor		8% N=114
Ease of travel by car	Excellent		27% N=398
	Good		45% N=659
	Fair		22% N=323
	Poor		7% N=98
Ease of travel by public transportation	Excellent		6% N=62
	Good		20% N=200
	Fair		35% N=349
	Poor		40% N=399
Ease of travel by bicycle	Excellent		9% N=98
	Good		32% N=334
	Fair		32% N=330
	Poor		27% N=282
Ease of walking	Excellent		15% N=208
	Good		34% N=480
	Fair		30% N=427
	Poor		21% N=301
Well-planned residential growth	Excellent		14% N=190
	Good		30% N=421
	Fair		31% N=428
	Poor		25% N=347
Well-planned commercial growth	Excellent		11% N=152
	Good		32% N=429
	Fair		33% N=449
	Poor		24% N=318
Well-designed neighborhoods	Excellent		18% N=256
	Good		41% N=582
































Please also rate each of the following in the Loudoun County community.	Well-designed neighborhoods	Fair		29% N=417
		Poor		13% N=181
Preservation of the historical or cultural character of the community	Excellent			15% N=190
	Good			42% N=555
	Fair			28% N=360
	Poor			16% N=204
Public places where people want to spend time	Excellent			20% N=292
	Good			44% N=629
	Fair			26% N=368
	Poor			10% N=148
Variety of housing options	Excellent			13% N=189
	Good			30% N=432
	Fair			34% N=491
	Poor			22% N=315
Availability of affordable quality housing	Excellent			5% N=71
	Good			13% N=177
	Fair			31% N=411
	Poor			50% N=650
Overall quality of new development	Excellent			13% N=171
	Good			37% N=508
	Fair			34% N=459
	Poor			17% N=231
Overall appearance	Excellent			31% N=466
	Good			48% N=711
	Fair			17% N=247
	Poor			4% N=60
Cleanliness	Excellent			39% N=583
	Good			44% N=656
	Fair			14% N=206
	Poor			2% N=34
Water resources	Excellent			17% N=237
































Please also rate each of the following in the Loudoun County community.

Water resources	Good		42% N=574
	Fair		30% N=417
	Poor		10% N=142
Air quality	Excellent		32% N=463
	Good		54% N=779
	Fair		14% N=196
	Poor		1% N=14
Availability of paths and walking trails	Excellent		34% N=492
	Good		38% N=548
	Fair		20% N=293
	Poor		8% N=117
Fitness opportunities	Excellent		34% N=476
	Good		41% N=582
	Fair		20% N=284
	Poor		5% N=74
Recreational opportunities	Excellent		26% N=372
	Good		45% N=639
	Fair		24% N=343
	Poor		5% N=67
Availability of affordable quality food	Excellent		20% N=288
	Good		40% N=592
	Fair		28% N=410
	Poor		12% N=175
Availability of affordable quality health care	Excellent		24% N=331
	Good		39% N=539
	Fair		27% N=377
	Poor		10% N=139
Availability of preventive health services	Excellent		25% N=333
	Good		43% N=577
	Fair		23% N=301
	Poor		9% N=120
































Please also rate each of the following in the Loudoun County community.

Availability of affordable quality mental health care	Excellent		14% N=128
	Good		28% N=256
	Fair		35% N=320
	Poor		24% N=219
Opportunities to attend cultural/arts/music activities	Excellent		15% N=207
	Good		39% N=536
	Fair		33% N=454
	Poor		12% N=161
Community support for the arts	Excellent		17% N=205
	Good		37% N=447
	Fair		32% N=389
	Poor		14% N=174
Availability of affordable quality childcare/preschool	Excellent		9% N=82
	Good		24% N=228
	Fair		36% N=345
	Poor		32% N=303
K-12 education	Excellent		31% N=368
	Good		36% N=428
	Fair		22% N=259
	Poor		12% N=143
Adult educational opportunities	Excellent		15% N=134
	Good		42% N=388
	Fair		33% N=300
	Poor		10% N=94
Sense of civic/community pride	Excellent		13% N=185
	Good		42% N=574
	Fair		32% N=445
	Poor		13% N=178
Neighborliness of residents	Excellent		16% N=233
	Good		42% N=607
	Fair		33% N=483
































Please also rate each of the following in the Loudoun County community.	Neighborliness of residents	Poor		9% N=132
	Opportunities to participate in social events and activities	Excellent		19% N=262
		Good		43% N=595
		Fair		30% N=406
		Poor		8% N=110
	Opportunities to attend special events and festivals	Excellent		22% N=317
		Good		46% N=653
		Fair		25% N=353
		Poor		6% N=87
	Opportunities to volunteer	Excellent		27% N=334
		Good		46% N=577
		Fair		21% N=260
		Poor		6% N=69
	Opportunities to participate in community matters	Excellent		21% N=265
		Good		44% N=557
		Fair		27% N=340
		Poor		8% N=108
	Openness and acceptance of the community toward people of diverse backgrounds	Excellent		21% N=290
		Good		44% N=604
		Fair		27% N=368
		Poor		7% N=100
Please indicate whether or not you have done each of the following in the last 12 months.	Contacted the County of Loudoun County for help or information	No		50% N=747
		Yes		50% N=750
	Contacted Loudoun County elected officials to express your opinion	No		75% N=1119
		Yes		25% N=380
	Attended a local public meeting	No		73% N=1085
		Yes		27% N=407
	Watched a local public meeting	No		64% N=953
		Yes		36% N=548
	Volunteered your time to some group/activity	No		57% N=850
		Yes		43% N=646
































Please indicate whether or not you have done each of the following in the last 12 months.	Campaigned or advocated for a local issue, cause, or candidate	No		79% N=1182
		Yes		21% N=316
	Voted in your most recent local election	No		15% N=220
		Yes		85% N=1280
	Used public transportation instead of driving	No		70% N=1055
		Yes		30% N=448
	Carpooled with other adults or children instead of driving alone	No		61% N=918
		Yes		39% N=582
	Walked or biked instead of driving	No		49% N=730
		Yes		51% N=774
Please rate the quality of each of the following services in Loudoun County.	Public information services	Excellent		19% N=239
		Good		56% N=720
		Fair		20% N=251
		Poor		6% N=72
	Economic development	Excellent		21% N=265
		Good		49% N=626
		Fair		23% N=292
		Poor		8% N=105
	Traffic enforcement	Excellent		15% N=208
		Good		47% N=653
		Fair		25% N=351
		Poor		13% N=178
	Traffic signal timing	Excellent		12% N=175
		Good		44% N=645
		Fair		31% N=460
		Poor		13% N=188
	Street repair	Excellent		14% N=207
		Good		50% N=739
		Fair		26% N=389
		Poor		9% N=139
	Street cleaning	Excellent		25% N=350
































Please rate the quality of each of the following services in Loudoun County.
































Street cleaning	Good		46% N=644
	Fair		21% N=293
	Poor		7% N=100
Street lighting	Excellent		15% N=220
	Good		44% N=640
	Fair		25% N=366
	Poor		16% N=234
Snow removal	Excellent		20% N=271
	Good		54% N=751
	Fair		20% N=276
	Poor		6% N=83
Sidewalk maintenance	Excellent		18% N=255
	Good		48% N=672
	Fair		24% N=337
	Poor		9% N=124
Bus or transit services	Excellent		12% N=109
	Good		30% N=270
	Fair		36% N=319
	Poor		22% N=198
Land use, planning and zoning	Excellent		8% N=100
	Good		32% N=393
	Fair		33% N=399
	Poor		27% N=323
Code enforcement	Excellent		12% N=122
	Good		46% N=476
	Fair		27% N=273
	Poor		15% N=158
Affordable high-speed internet access	Excellent		26% N=370
	Good		36% N=498
	Fair		24% N=337
	Poor		14% N=193






























Please rate the quality of each of the following services in Loudoun County.
































Garbage collection	Excellent		29% N=406
	Good		43% N=618
	Fair		18% N=252
	Poor		10% N=148
Drinking water	Excellent		37% N=531
	Good		46% N=648
	Fair		13% N=183
	Poor		4% N=62
Sewer services	Excellent		37% N=498
	Good		53% N=709
	Fair		10% N=129
	Poor		1% N=12
Storm water management	Excellent		31% N=416
	Good		54% N=720
	Fair		13% N=169
	Poor		2% N=20
Power (electric and/or gas) utility	Excellent		37% N=549
	Good		48% N=708
	Fair		13% N=185
	Poor		2% N=29
Utility billing	Excellent		25% N=353
	Good		48% N=696
	Fair		21% N=298
	Poor		6% N=90
Police/Sheriff services	Excellent		38% N=517
	Good		42% N=571
	Fair		16% N=212
	Poor		4% N=58
Crime prevention	Excellent		30% N=393
	Good		49% N=649
	Fair		18% N=233

Please rate the quality of each of the following services in Loudoun County.	Crime prevention	Poor		4% N=49
	Animal control	Excellent		32% N=351
		Good		48% N=524
		Fair		18% N=203
		Poor		2% N=24
	Ambulance or emergency medical services	Excellent		49% N=570
		Good		44% N=505
		Fair		6% N=68
		Poor		1% N=15
	Fire services	Excellent		52% N=624
		Good		43% N=518
		Fair		5% N=55
		Poor		1% N=8
	Fire prevention and education	Excellent		37% N=383
		Good		48% N=503
		Fair		12% N=129
		Poor		2% N=23
	Emergency preparedness	Excellent		29% N=261
		Good		44% N=399
		Fair		19% N=170
		Poor		8% N=67
	Preservation of natural areas	Excellent		17% N=222
		Good		39% N=503
		Fair		23% N=303
		Poor		20% N=263
	Loudoun County open space	Excellent		17% N=226
		Good		38% N=499
		Fair		30% N=400
		Poor		14% N=189
	Recycling	Excellent		21% N=300
		Good		42% N=598
































Please rate the quality of each of the following services in Loudoun County.	Recycling	Fair		25% N=350
		Poor		11% N=159
	Yard waste pick-up	Excellent		24% N=278
		Good		45% N=513
		Fair		23% N=258
		Poor		8% N=97
	County parks	Excellent		36% N=497
		Good		47% N=657
		Fair		13% N=184
		Poor		4% N=58
	Recreation programs or classes	Excellent		28% N=314
		Good		48% N=548
		Fair		19% N=209
		Poor		5% N=60
	Recreation centers or facilities	Excellent		32% N=403
		Good		48% N=604
		Fair		16% N=197
		Poor		4% N=52
	Health services	Excellent		28% N=330
		Good		50% N=589
		Fair		17% N=206
		Poor		5% N=58
	Public library services	Excellent		57% N=778
		Good		34% N=466
		Fair		7% N=100
		Poor		1% N=9
	Overall customer service by Loudoun County employees	Excellent		35% N=445
		Good		50% N=647
		Fair		12% N=151
		Poor		4% N=47
Please rate the following categories of Loudoun County government performance.	The value of services for the taxes paid to Loudoun County	Excellent		13% N=187

Please rate the following categories of Loudoun County government performance.	The value of services for the taxes paid to Loudoun County	Good		40% N=570
		Fair		32% N=456
		Poor		14% N=204
	The overall direction that Loudoun County is taking	Excellent		13% N=186
		Good		40% N=578
		Fair		26% N=372
		Poor		21% N=295
	The job Loudoun County government does at welcoming resident involvement	Excellent		16% N=183
		Good		39% N=451
		Fair		28% N=324
		Poor		18% N=204
	Overall confidence in Loudoun County government	Excellent		13% N=191
		Good		38% N=536
		Fair		32% N=462
		Poor		17% N=239
	Generally acting in the best interest of the community	Excellent		15% N=213
		Good		36% N=506
		Fair		30% N=414
		Poor		19% N=269
	Being honest	Excellent		12% N=153
		Good		35% N=451
		Fair		32% N=405
		Poor		21% N=271
	Being open and transparent to the public	Excellent		11% N=138
		Good		31% N=403
		Fair		36% N=473
		Poor		23% N=296
	Informing residents about issues facing the community	Excellent		13% N=172
		Good		34% N=462
		Fair		30% N=414
		Poor		24% N=322
































Please rate the following categories of Loudoun County government performance.	Treating all residents fairly	Excellent		13% N=168
		Good		40% N=502
		Fair		29% N=367
		Poor		18% N=225
	Treating residents with respect	Excellent		17% N=221
		Good		45% N=593
		Fair		24% N=312
		Poor		15% N=200
Overall, how would you rate the quality of the services provided by each of the following?	The County of Loudoun County	Excellent		18% N=255
		Good		52% N=761
		Fair		25% N=356
		Poor		6% N=81
	The Federal Government	Excellent		7% N=103
		Good		39% N=539
		Fair		35% N=488
		Poor		19% N=263
Please rate how important, if at all, you think it is for the Loudoun County community to focus on each of the following in the coming two years.	Overall economic health	Essential		49% N=716
		Very important		41% N=596
		Somewhat important		10% N=150
		Not at all important		1% N=9
	Overall quality of the transportation system	Essential		38% N=555
		Very important		38% N=553
		Somewhat important		22% N=324
		Not at all important		2% N=34
	Overall design or layout of residential and commercial areas	Essential		43% N=640
		Very important		42% N=618
		Somewhat important		14% N=201
		Not at all important		1% N=20
	Overall quality of the utility infrastructure	Essential		48% N=710
		Very important		39% N=580
		Somewhat important		12% N=177
































Please rate how important, if at all, you think it is for the Loudoun County community to focus on each of the following in the coming two years.	Overall quality of the utility infrastructure	Not at all important		1% N=15
	Overall feeling of safety	Essential		54% N=795
		Very important		34% N=499
		Somewhat important		11% N=168
		Not at all important		1% N=10
	Overall quality of natural environment	Essential		42% N=623
		Very important		42% N=618
		Somewhat important		15% N=231
		Not at all important		1% N=17
	Overall quality of parks and recreation opportunities	Essential		31% N=465
		Very important		46% N=681
		Somewhat important		21% N=317
		Not at all important		2% N=26
	Overall health and wellness opportunities	Essential		35% N=516
		Very important		40% N=593
		Somewhat important		22% N=328
		Not at all important		3% N=40
	Overall opportunities for education, culture, and the arts	Essential		35% N=524
		Very important		39% N=582
		Somewhat important		22% N=322
		Not at all important		3% N=50
	Residents' connection and engagement with their community	Essential		24% N=352
		Very important		39% N=573
		Somewhat important		33% N=487
		Not at all important		5% N=67
Thinking about the past 12 months, first, please indicate about how many times, if at all, have you or other household members used each of the following types of public transportation.	Bus	2 or more times per week		3% N=45
		2-4 times per month		3% N=39
		Once a month or less		7% N=106
		Not at all		87% N=1,274
	Metrorail	2 or more times per week		3% N=42
		2-4 times per month		7% N=106
































Thinking about the past 12 months, first, please indicate about how many times, if at all, have you or other household members used each of the following types of public transportation.	Metrorail	Once a month or less		35% N=511
		Not at all		55% N=821
	Train, such as MARC	2 or more times per week		1% N=11
		2-4 times per month		0% N=7
		Once a month or less		7% N=99
		Not at all		92% N=1349
	Van pool	2 or more times per week		0% N=6
		2-4 times per month		0% N=3
		Once a month or less		2% N=34
		Not at all		97% N=1433
	Car pool	2 or more times per week		6% N=86
		2-4 times per month		11% N=162
		Once a month or less		14% N=202
		Not at all		69% N=1018
	Taxi/hired cab/Uber/Lyft	2 or more times per week		2% N=35
		2-4 times per month		11% N=157
		Once a month or less		44% N=658
		Not at all		43% N=633
	Gov't/nonprofit service (e.g., Dept. of Family Services, Volunteer Caregivers)	2 or more times per week		2% N=22
		2-4 times per month		2% N=24
		Once a month or less		4% N=59
		Not at all		93% N=1368
	Bike/walking trails	2 or more times per week		35% N=515
		2-4 times per month		25% N=377
		Once a month or less		22% N=332
		Not at all		18% N=266
If your household has used any of these, please indicate for what reasons they were used.	Bus	Work		49% N=132
		Shopping		6% N=17
		Sporting events		9% N=25
		Recreation/entertainment		35% N=95
	Metrorail	Work		23% N=151
































If your household has used any of these, please indicate for what reasons they were used.	Metrorail	Shopping		5% N=30
		Sporting events		18% N=117
		Recreation/entertainment		54% N=357
	Train, such as MARC	Work		25% N=40
		Shopping		4% N=6
		Sporting events		10% N=17
		Recreation/entertainment		61% N=100
	Van pool	Work		35% N=40
		Shopping		8% N=9
		Sporting events		8% N=9
		Recreation/entertainment		49% N=55
	Car pool	Work		35% N=158
		Shopping		16% N=70
		Sporting events		12% N=53
		Recreation/entertainment		37% N=168
	Taxi/hired cab/Uber/Lyft	Work		28% N=212
		Shopping		4% N=28
		Sporting events		2% N=17
		Recreation/entertainment		66% N=489
	Gov't/nonprofit service (e.g., Dept. of Family Services, Volunteer Caregivers)	Work		26% N=23
		Shopping		4% N=4
		Sporting events		9% N=9
		Recreation/entertainment		60% N=54
	Bike/walking trails	Work		4% N=49
		Shopping		2% N=24
		Sporting events		3% N=29
		Recreation/entertainment		91% N=1020
Please rate how important, if at all, you think it is for Loudoun County to focus on each of the following specific issues in the next two years.	Employment opportunities	Essential		31% N=456
		Very important		41% N=612
		Somewhat important		24% N=352
		Not at all important		4% N=60
































Please rate how important, if at all, you think it is for Loudoun County to focus on each of the following specific issues in the next two years.































Growth/development	Essential		37% N=544
	Very important		28% N=413
	Somewhat important		26% N=385
	Not at all important		8% N=118
Schools	Essential		65% N=961
	Very important		24% N=360
	Somewhat important		7% N=108
	Not at all important		3% N=42
Crime/drug use	Essential		44% N=651
	Very important		36% N=530
	Somewhat important		17% N=253
	Not at all important		3% N=40
Youth activities/reduction of youth crime	Essential		39% N=574
	Very important		42% N=613
	Somewhat important		17% N=245
	Not at all important		3% N=42
Cost of living/cost of housing	Essential		55% N=821
	Very important		27% N=406
	Somewhat important		13% N=200
	Not at all important		4% N=57
Traffic	Essential		40% N=591
	Very important		40% N=587
	Somewhat important		18% N=272
	Not at all important		2% N=31
Road maintenance	Essential		35% N=511
	Very important		47% N=695
	Somewhat important		17% N=254
	Not at all important		1% N=15
Trails/bike paths	Essential		24% N=361
	Very important		34% N=511
	Somewhat important		33% N=491
































Please rate how important, if at all, you think it is for Loudoun County to focus on each of the following specific issues in the next two years.	Trails/bike paths	Not at all important		8% N=121
	Increased broadband access	Essential		27% N=401
		Very important		30% N=450
		Somewhat important		35% N=521
		Not at all important		8% N=117
	Access to mental health services	Essential		37% N=553
		Very important		34% N=512
		Somewhat important		22% N=324
		Not at all important		7% N=97
	Access to health and human services	Essential		36% N=538
		Very important		39% N=575
		Somewhat important		20% N=293
		Not at all important		5% N=76
Please indicate whether or not you would be willing to incur a tax increase to improve each issue.	Employment opportunities	Yes		25% N=349
		No		75% N=1075
	Growth/development	Yes		22% N=312
		No		78% N=1116
	Schools	Yes		59% N=846
		No		41% N=595
	Crime/drug use	Yes		44% N=627
		No		56% N=798
	Youth activities/reduction of youth crime	Yes		45% N=651
		No		55% N=786
	Cost of living/cost of housing	Yes		37% N=527
		No		63% N=901
	Traffic	Yes		46% N=655
		No		54% N=768
	Road maintenance	Yes		47% N=672
		No		53% N=754
	Trails/bike paths	Yes		39% N=561
		No		61% N=869
































Please indicate whether or not you would be willing to incur a tax increase to improve each issue.	Increased broadband access	Yes		29% N=409
		No		71% N=1018
	Access to mental health services	Yes		49% N=699
		No		51% N=734
	Access to health and human services	Yes		46% N=655
		No		54% N=771
How much do you agree, or disagree, that more of each of the following types of AFFORDABLE HOUSING are needed in Loudoun County?	Apartment/Condo	Strongly agree		42% N=561
		Somewhat agree		28% N=374
		Somewhat disagree		9% N=126
		Strongly disagree		21% N=280
	Townhouse/rowhouses	Strongly agree		39% N=530
		Somewhat agree		31% N=417
		Somewhat disagree		11% N=147
		Strongly disagree		19% N=259
	Duplex (single family semi-detached homes)	Strongly agree		32% N=428
		Somewhat agree		33% N=434
		Somewhat disagree		15% N=204
		Strongly disagree		19% N=253
	Detached single family home	Strongly agree		38% N=505
		Somewhat agree		27% N=362
		Somewhat disagree		16% N=215
		Strongly disagree		20% N=264
	Smaller detached single family home	Strongly agree		45% N=604
		Somewhat agree		29% N=381
		Somewhat disagree		13% N=173
		Strongly disagree		13% N=175
	Tiny homes	Strongly agree		20% N=254
		Somewhat agree		24% N=303
		Somewhat disagree		16% N=202
		Strongly disagree		39% N=483
	Mobile homes	Strongly agree		12% N=145









How much do you agree, or disagree, that more of each of the following types of AFFORDABLE HOUSING are needed in Loudoun County?	Mobile homes	Somewhat agree		9% N=110
		Somewhat disagree		16% N=200
		Strongly disagree		64% N=803
To what extent, if any, should the following be a priority for AFFORDABLE HOUSING developments to be near in Loudoun County?	Public transit	Major priority		54% N=761
		Moderate priority		28% N=389
		Low priority		8% N=107
		Not a priority		10% N=141
	Commercial office districts (e.g., Loudoun Tech Center)	Major priority		18% N=239
		Moderate priority		43% N=589
		Low priority		23% N=318
		Not a priority		16% N=222
	School	Major priority		45% N=629
		Moderate priority		36% N=505
		Low priority		9% N=125
		Not a priority		9% N=126
	Cultural opportunities (e.g., museums, libraries, art shows)	Major priority		17% N=240
		Moderate priority		36% N=500
		Low priority		28% N=387
		Not a priority		19% N=258
	Entertainment (e.g., theaters, live music, nightlife)	Major priority		14% N=194
		Moderate priority		29% N=396
		Low priority		35% N=489
		Not a priority		22% N=309
	Shopping/retail	Major priority		26% N=362
		Moderate priority		41% N=579
		Low priority		20% N=289
		Not a priority		13% N=181
	Parks, trails, open spaces	Major priority		29% N=413
		Moderate priority		39% N=547
		Low priority		19% N=267
		Not a priority		12% N=175

To what extent, if any, should the following be a priority for AFFORDABLE HOUSING developments to be near in Loudoun County?	Recreation amenities (e.g., recreation centers, sports fields, fitness centers)	Major priority		23% N=326
		Moderate priority		40% N=562
		Low priority		23% N=320
		Not a priority		14% N=194
	Sporting events/stadiums	Major priority		9% N=121
		Moderate priority		17% N=243
		Low priority		34% N=468
		Not a priority		40% N=565
To what extent, if any, have you had to reduce spending on the following due to housing and transportation costs in Loudoun County?	Recreation activities	Has not changed		35% N=514
		Slightly reduced		23% N=340
		Moderately reduced		18% N=263
		Significantly reduced		21% N=300
		Eliminated entirely		3% N=40
	Grocery shopping	Has not changed		41% N=604
		Slightly reduced		25% N=360
		Moderately reduced		22% N=317
		Significantly reduced		13% N=184
	Child care	Has not changed		71% N=935
		Slightly reduced		5% N=63
		Moderately reduced		5% N=62
		Significantly reduced		5% N=64
		Eliminated entirely		14% N=190
	Entertainment	Has not changed		28% N=413
		Slightly reduced		24% N=348
		Moderately reduced		19% N=280
		Significantly reduced		24% N=342
		Eliminated entirely		5% N=68
	Educational opportunities	Has not changed		61% N=851
		Slightly reduced		10% N=142
		Moderately reduced		10% N=137
		Significantly reduced		11% N=147

To what extent, if any, have you had to reduce spending on the following due to housing and transportation costs in Loudoun County?	Educational opportunities	Eliminated entirely	 9% N=122
	Frequency of doctor visits	Has not changed	 68% N=977
		Slightly reduced	 13% N=183
		Moderately reduced	 10% N=152
		Significantly reduced	 9% N=127
		Eliminated entirely	 1% N=7
In general, how many times do you:	Access the internet from your home	Several times a day	 91% N=1353
		Once a day	 3% N=51
		A few times a week	 3% N=46
		Every few weeks	 0% N=7
		Less often or never	 2% N=25
	Access the internet from your cell phone	Several times a day	 91% N=1346
		Once a day	 4% N=52
		A few times a week	 3% N=41
		Every few weeks	 0% N=6
		Less often or never	 2% N=31
	Visit social media sites	Several times a day	 60% N=890
		Once a day	 14% N=205
		A few times a week	 10% N=146
		Every few weeks	 3% N=39
		Less often or never	 13% N=199
	Use or check email	Several times a day	 88% N=1306
		Once a day	 8% N=116
		A few times a week	 3% N=46
		Every few weeks	 0% N=5
		Less often or never	 1% N=8
	Share your opinions online	Several times a day	 10% N=145
		Once a day	 4% N=64
		A few times a week	 12% N=175
		Every few weeks	 17% N=249

In general, how many times do you:	Share your opinions online	Less often or never		56% N=814
	Shop online	Several times a day		15% N=225
		Once a day		9% N=129
		A few times a week		43% N=637
		Every few weeks		28% N=409
		Less often or never		5% N=75
Please rate your overall health.		Excellent		31% N=454
		Very good		40% N=594
		Good		25% N=365
		Fair		3% N=48
		Poor		1% N=18
What impact, if any, do you think the economy will have on your family income in the next 6 months? Do you think the impact will be:		Very positive		4% N=61
		Somewhat positive		13% N=190
		Neutral		33% N=494
		Somewhat negative		40% N=595
		Very negative		10% N=153
How many years have you lived in Loudoun County?		Less than 2 years		11% N=158
		2-5 years		20% N=300
		6-10 years		16% N=237
		11-20 years		27% N=397
		More than 20 years		27% N=400
Which best describes the building you live in?		One family house detached from any other houses		52% N=772
		Building with two or more homes (duplex, townhome, apartment, etc.)		46% N=686
		Mobile home		0% N=1
		Other		2% N=33
Do you rent or own your home?		Rent		22% N=332
		Own		78% N=1,156
About how much is your monthly housing cost for the place you live (including rent, mortgage payment, property tax, property insurance and homeowners' association (HOA) fees)?		Less than \$500		2% N=26
		\$500 to \$999		4% N=63
		\$1,000 to \$1,499		7% N=100
		\$1,500 to \$1,999		15% N=214

About how much is your monthly housing cost for the place you live (including rent, mortgage payment, property tax, property insurance and homeowners' association (HOA) fees)?	\$2,000 to \$2,499		21% N=306
	\$2,500 to \$2,999		16% N=227
	\$3,000 to \$3,499		14% N=211
	\$3,500 or more		22% N=317
Do any children 17 or under live in your household?	No		57% N=839
	Yes		43% N=645
Are you or any other members of your household aged 65 or older?	No		77% N=1145
	Yes		23% N=347
How much do you anticipate your household's total income before taxes will be for the current year? (Please include in your total income money from all sources for all persons living in your household.)	Less than \$25,000		1% N=19
	\$25,000 to \$49,999		4% N=54
	\$50,000 to \$74,999		10% N=141
	\$75,000 to \$99,999		11% N=150
	\$100,000 to \$124,999		10% N=146
	\$125,000 to \$149,999		11% N=156
	\$150,000 to \$174,999		14% N=200
	\$175,000 to \$199,999		9% N=126
	\$200,000 or more		30% N=432
Are you Spanish, Hispanic or Latino?	No, not Spanish, Hispanic, or Latino		87% N=1295
	Yes, I consider myself to be Spanish, Hispanic, or Latino		13% N=191
What is your race? (Mark one or more races to indicate what race you consider yourself to be.)	American Indian or Alaskan Native		3% N=39
	Asian, Asian Indian, or Pacific Islander		19% N=287
	Black or African American		10% N=153
	White		70% N=1032
	Other		9% N=139
In which category is your age?	18-24 years		1% N=21
	25-34 years		25% N=367
	35-44 years		18% N=261
	45-54 years		29% N=431
	55-64 years		12% N=183
	65-74 years		8% N=122
	75 years or older		7% N=106

What is your gender?	Woman		50% N=750
	Man		49% N=725
	Identify in another way		1% N=17
If you identify in another way, how would you describe your gender?	Agender/I don't identify with any gender		1% N=
	Genderqueer/gender fluid		15% N=2
	Non-binary		16% N=2
	Two-spirit		8% N=1
	Identify in another way		16% N=2

Full trends

This table contains the trends over time for Loudoun County. The combined "percent positive" responses for each survey year are presented (e.g., excellent/good or yes). If an item was not included during an administration of the survey, no percentage will be shown in the table. If the difference between the 2020 and 2022 surveys is greater than six percentage points, the change is statistically significant.

It is important to note that in 2020, The NCS survey was updated to include new and refreshed items. Consequently, some of the trends may be impacted due to wording modifications that could have potentially altered the meaning of the item for the respondent.

		2016	2018	2020	2022
Please rate each of the following aspects of quality of life in Loudoun County.	Loudoun County as a place to live	92%	90%	89%	
	Your neighborhood as a place to live	89%	92%	89%	
	Loudoun County as a place to raise children	90%	89%	82%	
	Loudoun County as a place to work	76%	79%	76%	
	Loudoun County as a place to visit	79%	80%	73%	
	Loudoun County as a place to retire	41%	41%	39%	
	The overall quality of life	94%	87%	87%	84%
	Sense of community	58%	60%	57%	
Please rate each of the following characteristics as they relate to Loudoun County as a whole.	Overall economic health	85%	87%	85%	
	Overall quality of the transportation system		50%	49%	
	Overall design or layout of residential and commercial areas	55%	61%	58%	
	Overall quality of the utility infrastructure		84%	80%	
	Overall feeling of safety	90%	89%	85%	
	Overall quality of natural environment	76%	79%	77%	
	Overall quality of parks and recreation opportunities		77%	81%	
	Overall health and wellness opportunities	78%	79%	80%	
	Overall opportunities for education, culture, and the arts	81%	66%	68%	
	Residents' connection and engagement with their community		57%	54%	
Please indicate how likely or unlikely you are to do each of the following.	Recommend living in Loudoun County to someone who asks	88%	85%	85%	
	Remain in Loudoun County for the next five years	87%	83%	84%	

Please rate how safe or unsafe you feel:	In your neighborhood during the day	98% 96% 97% 96%
	In Loudoun County's downtown/commercial area during the day	94% 95% 93%
	From property crime	85% 83%
	From violent crime	90% 88%
	From fire, flood, or other natural disaster	92% 90%
Please rate the job you feel the Loudoun County community does at each of the following.	Making all residents feel welcome	71% 71%
	Attracting people from diverse backgrounds	75% 75%
	Valuing/respecting residents from diverse backgrounds	73% 72%
	Taking care of vulnerable residents	62% 59%
Please rate each of the following in the Loudoun County community.	Overall quality of business and service establishments	78% 85% 82%
	Variety of business and service establishments	79% 74%
	Vibrancy of downtown/commercial area	66% 67% 68%
	Employment opportunities	66% 67% 67%
	Shopping opportunities	80% 78% 73%
	Cost of living	18% 20% 21%
	Overall image or reputation	88% 85% 72%
Please also rate each of the following in the Loudoun County community.	Traffic flow on major streets	28% 48% 47%
	Ease of public parking	57% 64% 67%
	Ease of travel by car	49% 74% 72%
	Ease of travel by public transportation	19% 26% 26%
	Ease of travel by bicycle	36% 40% 41%
	Ease of walking	47% 53% 49%
	Well-planned residential growth	46% 44%
	Well-planned commercial growth	45% 43%
	Well-designed neighborhoods	61% 58%
	Preservation of the historical or cultural character of the community	54% 57%
	Public places where people want to spend time	78% 62% 64%

Please also rate each of the following in the Loudoun County community.	Variety of housing options	54%	53%	44%
	Availability of affordable quality housing	23%	22%	19%
	Overall quality of new development	62%	55%	50%
	Overall appearance	87%	80%	79%
	Cleanliness	87%	86%	84%
	Water resources		57%	59%
	Air quality	83%	86%	86%
	Availability of paths and walking trails	58%	75%	72%
	Fitness opportunities	75%	76%	75%
	Recreational opportunities	75%	73%	71%
	Availability of affordable quality food	73%	70%	60%
	Availability of affordable quality health care	73%	71%	63%
	Availability of preventive health services	76%	75%	68%
	Availability of affordable quality mental health care	50%	51%	42%
	Opportunities to attend cultural/arts/music activities	59%	50%	55%
	Community support for the arts		51%	54%
	Availability of affordable quality childcare/preschool	42%	39%	32%
	K-12 education	92%	87%	76%
	Adult educational opportunities	63%	60%	57%
	Sense of civic/community pride		59%	55%
	Neighborliness of residents	57%	59%	58%
	Opportunities to participate in social events and activities	72%	61%	62%
	Opportunities to attend special events and festivals	72%	60%	69%
	Opportunities to volunteer	79%	73%	73%
	Opportunities to participate in community matters	70%	63%	65%
	Openness and acceptance of the community toward people of diver..	65%	65%	66%
Please indicate whether or not you have done each of the following in the last 12 months.	Contacted the County of Loudoun County for help or information	46%	54%	50%

Please indicate whether or not you have done each of the following in the last 12 months.	Contacted Loudoun County elected officials to express your opinion	29% 33% 25%
	Attended a local public meeting	36% 32% 27%
	Watched a local public meeting	29% 45% 36%
	Volunteered your time to some group/activity	51% 44% 43%
	Campaigned or advocated for a local issue, cause, or candidate	28% 24% 21%
	Voted in your most recent local election	90% 85%
	Used public transportation instead of driving	24% 19% 30%
	Carpooled with other adults or children instead of driving alone	39% 31% 39%
	Walked or biked instead of driving	42% 50% 51%
Please rate the quality of each of the following services in Loudoun County.	Public information services	80% 74% 75%
	Economic development	71% 70% 69%
	Traffic enforcement	63% 70% 62%
	Traffic signal timing	60% 56%
	Street repair	63% 64%
	Street cleaning	72% 72%
	Street lighting	62% 59%
	Snow removal	72% 74%
	Sidewalk maintenance	71% 67%
	Bus or transit services	47% 46% 42%
	Land use, planning and zoning	36% 43% 41%
	Code enforcement	54% 60% 58%
	Affordable high-speed internet access	60% 62%
	Garbage collection	79% 72%
	Drinking water	84% 83%
	Sewer services	89% 90%
	Storm water management	85% 86%
	Power (electric and/or gas) utility	89% 85%

Please rate the quality of each of the following services in Loudoun County.	Utility billing	77% 73%
	Police/Sheriff services	89% 86% 87% 80%
	Crime prevention	81% 85% 79%
	Animal control	95% 76% 85% 79%
	Ambulance or emergency medical services	94% 95% 93%
	Fire services	96% 96% 95%
	Fire prevention and education	86% 90% 85%
	Emergency preparedness	78% 76% 74%
	Preservation of natural areas	46% 58% 56%
	Loudoun County open space	51% 57% 55%
	Recycling	73% 66% 64%
	Yard waste pick-up	75% 69%
	County parks	87% 81% 83%
	Recreation programs or classes	82% 72% 76%
	Recreation centers or facilities	84% 76% 80%
	Health services	91% 80% 78% 78%
	Public library services	99% 92% 91% 92%
	Overall customer service by Loudoun County employees	80% 88% 85%
Please rate the following categories of Loudoun County government performance.	The value of services for the taxes paid to Loudoun County	85% 55% 59% 53%
	The overall direction that Loudoun County is taking	50% 55% 53%
	The job Loudoun County government does at welcoming resident in..	54% 54% 55%
	Overall confidence in Loudoun County government	55% 57% 51%
	Generally acting in the best interest of the community	54% 58% 51%
	Being honest	55% 60% 47%
	Being open and transparent to the public	58% 41%
	Informing residents about issues facing the community	58% 46%
	Treating all residents fairly	57% 60% 53%

Please rate the following categories of Loudoun County government performance.	Treating residents with respect	68% 61%
Overall, how would you rate the quality of the services provided by each of the following?	The County of Loudoun County	81% 74% 70%
	The Federal Government	44% 43% 46%
Please rate how important, if at all, you think it is for the Loudoun County community to focus on each of the following in the coming two years.	Overall economic health	90% 86% 89%
	Overall quality of the transportation system	76% 76%
	Overall design or layout of residential and commercial areas	80% 79% 85%
	Overall quality of the utility infrastructure	83% 87%
	Overall feeling of safety	92% 86% 88%
	Overall quality of natural environment	86% 85% 83%
	Overall quality of parks and recreation opportunities	75% 77%
	Overall health and wellness opportunities	74% 74% 75%
	Overall opportunities for education, culture, and the arts	81% 70% 75%
	Residents' connection and engagement with their community	75% 65% 63%
In general, how many times do you:	Access the internet from your home	99% 98%
	Access the internet from your cell phone	97% 97%
	Visit social media sites	83% 84%
	Use or check email	99% 99%
	Share your opinions online	35% 27%
	Shop online	67% 67%
	Please rate your overall health.	70% 74% 71%
	What impact, if any, do you think the economy will have on your fa..	36% 27% 17%



December 2022

Dear Loudoun County Resident:

Please help us shape the future of Loudoun County! You have been selected at random to participate in the 2022 Loudoun County Community Survey. **If you've already completed the survey online, thank you. Please do not respond twice.**

Please take a few minutes to fill out the enclosed survey. Your participation in this survey is very important—especially since your household is one of only a small number of households being surveyed. Your feedback will help Loudoun County make decisions that affect our county.

A few things to remember:

- **Your responses are confidential and no identifying information will be shared.**
- In order to hear from a diverse group of residents, the adult 18 years or older in your household who most recently had a birthday should complete this survey.
- **You may return the survey by mail in the enclosed postage-paid envelope, or you can complete the survey online at:**

<https://polco.us/xxplaceholder>

Please do not share your survey link. This survey is for randomly selected households only. The County will conduct a separate survey that is open to all residents just a few weeks from now.

If you have any questions about the survey, please call 703-777-0539.

Thank you for your time and participation!

Sincerely,

Estimado Residente del Condado de Loudoun:

¡Por favor ayúdenos a moldear el futuro del Condado de Loudoun! Usted ha sido seleccionado al azar para participar en la Encuesta de la Comunidad del Condado de Loudoun del 2022. **Si ya completó la encuesta en línea, gracias. Por favor no responda dos veces.**

Por favor tome unos minutos para completar la encuesta adjunta; si usted preferiría completar la encuesta en español, por favor siga las instrucciones abajo para acceder a la encuesta en español por medio de la red. Su participación en esta encuesta es muy importante—especialmente porque su hogar es uno de solamente un número pequeño de hogares que se están encuestando. Sus observaciones le ayudarán a Loudoun tomar decisiones que afectarán a nuestro condado.

Algunas cosas para recordar:

- **Sus respuestas son confidenciales y no se compartirá ninguna información de identificación.**
- Para poder escuchar a un grupo diverso de residentes, el adulto de 18 años o más en su hogar que haya celebrado su cumpleaños más recientemente debe completar esta encuesta.
- **Puede devolver la encuesta en inglés por correo en el sobre pre-pagado adjunto, o puede completar la encuesta en línea en español en:**

<https://polco.us/xxplaceholder>

Por favor no comparta el enlace de su encuesta.

Esta encuesta es solamente para hogares seleccionados al azar. El Condado conducirá una encuesta separada que está abierta a todos los residentes dentro de unas semanas.

Si tiene alguna pregunta sobre la encuesta, por favor llame al 709-777-0539.

¡Gracias por su tiempo y participación!

Atentamente,

Tim Hemstreet
County Administrator/Administrador del Condado

The Loudoun County 2022 Community Survey

Please complete this survey if you are the adult (age 18 or older) in the household who most recently had a birthday (the year of birth does not matter). Your responses are confidential and no identifying information will be shared.

1. Please rate each of the following aspects of quality of life in Loudoun County.

	<u>Excellent</u>	<u>Good</u>	<u>Fair</u>	<u>Poor</u>	<u>Don't know</u>
Loudoun County as a place to live	1	2	3	4	5
Your neighborhood as a place to live	1	2	3	4	5
Loudoun County as a place to raise children	1	2	3	4	5
Loudoun County as a place to work.....	1	2	3	4	5
Loudoun County as a place to visit.....	1	2	3	4	5
Loudoun County as a place to retire	1	2	3	4	5
The overall quality of life in Loudoun County	1	2	3	4	5
Sense of community.....	1	2	3	4	5

2. Please rate each of the following characteristics as they relate to Loudoun County as a whole.

	<u>Excellent</u>	<u>Good</u>	<u>Fair</u>	<u>Poor</u>	<u>Don't know</u>
Overall economic health of Loudoun County.....	1	2	3	4	5
Overall quality of the transportation system (auto, bicycle, foot, bus) in Loudoun County.....	1	2	3	4	5
Overall design or layout of Loudoun County's residential and commercial areas (e.g., homes, buildings, streets, parks, etc.)	1	2	3	4	5
Overall quality of the utility infrastructure in Loudoun County (water, sewer, storm water, electric/gas, broadband).....	1	2	3	4	5
Overall feeling of safety in Loudoun County	1	2	3	4	5
Overall quality of natural environment in Loudoun County	1	2	3	4	5
Overall quality of parks and recreation opportunities.....	1	2	3	4	5
Overall health and wellness opportunities in Loudoun County	1	2	3	4	5
Overall opportunities for education, culture, and the arts.....	1	2	3	4	5
Residents' connection and engagement with their community	1	2	3	4	5

3. Please indicate how likely or unlikely you are to do each of the following.

	<u>Very likely</u>	<u>Somewhat likely</u>	<u>Somewhat unlikely</u>	<u>Very unlikely</u>	<u>Don't know</u>
Recommend living in Loudoun County to someone who asks.....	1	2	3	4	5
Remain in Loudoun County for the next five years.....	1	2	3	4	5

4. Please rate how safe or unsafe you feel:

	<u>Very safe</u>	<u>Somewhat safe</u>	<u>Neither safe nor unsafe</u>	<u>Somewhat unsafe</u>	<u>Very unsafe</u>	<u>Don't know</u>
In your neighborhood during the day.....	1	2	3	4	5	6
In Loudoun County's downtown/commercial area during the day	1	2	3	4	5	6
From property crime.....	1	2	3	4	5	6
From violent crime.....	1	2	3	4	5	6
From fire, flood, or other natural disaster	1	2	3	4	5	6

5. Please rate the job you feel the Loudoun County community does at each of the following.

	<u>Excellent</u>	<u>Good</u>	<u>Fair</u>	<u>Poor</u>	<u>Don't know</u>
Making all residents feel welcome	1	2	3	4	5
Attracting people from diverse backgrounds.....	1	2	3	4	5
Valuing/respecting residents from diverse backgrounds.....	1	2	3	4	5
Taking care of vulnerable residents (elderly, disabled, homeless, etc.).....	1	2	3	4	5

6. Please rate each of the following in the Loudoun County community.

	<u>Excellent</u>	<u>Good</u>	<u>Fair</u>	<u>Poor</u>	<u>Don't know</u>
Overall quality of business and service establishments in Loudoun County.	1	2	3	4	5
Variety of business and service establishments in Loudoun County	1	2	3	4	5
Vibrancy of downtown/commercial area	1	2	3	4	5
Employment opportunities	1	2	3	4	5
Shopping opportunities.....	1	2	3	4	5
Cost of living in Loudoun County	1	2	3	4	5
Overall image or reputation of Loudoun County.....	1	2	3	4	5

7. Please also rate each of the following in the Loudoun County community.

	<u>Excellent</u>	<u>Good</u>	<u>Fair</u>	<u>Poor</u>	<u>Don't know</u>
Traffic flow on major streets.....	1	2	3	4	5
Ease of public parking.....	1	2	3	4	5
Ease of travel by car in Loudoun County	1	2	3	4	5
Ease of travel by public transportation in Loudoun County	1	2	3	4	5
Ease of travel by bicycle in Loudoun County	1	2	3	4	5
Ease of walking in Loudoun County.....	1	2	3	4	5
Well-planned residential growth.....	1	2	3	4	5
Well-planned commercial growth.....	1	2	3	4	5
Well-designed neighborhoods	1	2	3	4	5
Preservation of the historical or cultural character of the community	1	2	3	4	5
Public places where people want to spend time	1	2	3	4	5
Variety of housing options.....	1	2	3	4	5
Availability of affordable quality housing.....	1	2	3	4	5
Overall quality of new development in Loudoun County	1	2	3	4	5
Overall appearance of Loudoun County.....	1	2	3	4	5
Cleanliness of Loudoun County.....	1	2	3	4	5
Water resources (beaches, lakes, ponds, riverways, etc.)	1	2	3	4	5
Air quality.....	1	2	3	4	5
Availability of paths and walking trails.....	1	2	3	4	5
Fitness opportunities (including exercise classes and paths or trails, etc.) ...	1	2	3	4	5
Recreational opportunities.....	1	2	3	4	5
Availability of affordable quality food	1	2	3	4	5
Availability of affordable quality health care.....	1	2	3	4	5
Availability of preventive health services	1	2	3	4	5
Availability of affordable quality mental health care	1	2	3	4	5
Opportunities to attend cultural/arts/music activities	1	2	3	4	5
Community support for the arts.....	1	2	3	4	5
Availability of affordable quality childcare/preschool.....	1	2	3	4	5
K-12 education.....	1	2	3	4	5
Adult educational opportunities	1	2	3	4	5
Sense of civic/community pride.....	1	2	3	4	5
Neighborliness of residents in Loudoun County	1	2	3	4	5
Opportunities to participate in social events and activities	1	2	3	4	5
Opportunities to attend special events and festivals.....	1	2	3	4	5
Opportunities to volunteer	1	2	3	4	5
Opportunities to participate in community matters	1	2	3	4	5
Openness and acceptance of the community toward people of diverse backgrounds.....	1	2	3	4	5

8. Please indicate whether or not you have done each of the following in the last 12 months.

	<u>No</u>	<u>Yes</u>
Contacted Loudoun County (in-person, phone, email, or web) for help or information	1	2
Contacted Loudoun County elected officials (in-person, phone, email, or web) to express your opinion.1	1	2
Attended a local public meeting (of local elected officials like County Commissioners, advisory boards, town halls, HOA, neighborhood watch, etc.)	1	2
Watched (online or on television) a local public meeting.....	1	2
Volunteered your time to some group/activity in Loudoun County	1	2
Campaigned or advocated for a local issue, cause, or candidate	1	2
Voted in your most recent local election	1	2
Used bus, rail, subway, or other public transportation instead of driving.....	1	2
Carpooled with other adults or children instead of driving alone.....	1	2
Walked or biked instead of driving	1	2

The Loudoun County 2022 Community Survey

9. Please rate the quality of each of the following services in Loudoun County.

	<u>Excellent</u>	<u>Good</u>	<u>Fair</u>	<u>Poor</u>	<u>Don't know</u>
Public information services.....	1	2	3	4	5
Economic development.....	1	2	3	4	5
Traffic enforcement	1	2	3	4	5
Traffic signal timing.....	1	2	3	4	5
Street repair.....	1	2	3	4	5
Street cleaning.....	1	2	3	4	5
Street lighting.....	1	2	3	4	5
Snow removal.....	1	2	3	4	5
Sidewalk maintenance.....	1	2	3	4	5
Bus or transit services	1	2	3	4	5
Land use, planning, and zoning.....	1	2	3	4	5
Code enforcement (weeds, abandoned buildings, etc.)	1	2	3	4	5
Affordable high-speed internet access	1	2	3	4	5
Garbage collection	1	2	3	4	5
Drinking water	1	2	3	4	5
Sewer services.....	1	2	3	4	5
Storm water management (storm drainage, dams, levees, etc.)	1	2	3	4	5
Power (electric and/or gas) utility.....	1	2	3	4	5
Utility billing	1	2	3	4	5
Police/Sheriff services.....	1	2	3	4	5
Crime prevention	1	2	3	4	5
Animal control.....	1	2	3	4	5
Ambulance or emergency medical services	1	2	3	4	5
Fire services.....	1	2	3	4	5
Fire prevention and education.....	1	2	3	4	5
Emergency preparedness (services that prepare the community for natural disasters or other emergency situations)	1	2	3	4	5
Preservation of natural areas (open space, farmlands, and greenbelts)	1	2	3	4	5
Loudoun County open space	1	2	3	4	5
Recycling.....	1	2	3	4	5
Yard waste pick-up.....	1	2	3	4	5
County parks.....	1	2	3	4	5
Recreation programs or classes	1	2	3	4	5
Recreation centers or facilities	1	2	3	4	5
Health services.....	1	2	3	4	5
Public library services	1	2	3	4	5
Overall customer service by Loudoun County employees (police, receptionists, planners, etc.)	1	2	3	4	5

10. Please rate the following categories of Loudoun County government performance.

	<u>Excellent</u>	<u>Good</u>	<u>Fair</u>	<u>Poor</u>	<u>Don't know</u>
The value of services for the taxes paid to Loudoun County.....	1	2	3	4	5
The overall direction that Loudoun County is taking.....	1	2	3	4	5
The job Loudoun County government does at welcoming resident involvement	1	2	3	4	5
Overall confidence in Loudoun County government.....	1	2	3	4	5
Generally acting in the best interest of the community	1	2	3	4	5
Being honest.....	1	2	3	4	5
Being open and transparent to the public.....	1	2	3	4	5
Informing residents about issues facing the community.....	1	2	3	4	5
Treating all residents fairly	1	2	3	4	5
Treating residents with respect	1	2	3	4	5

11. Overall, how would you rate the quality of the services provided by each of the following?

	<u>Excellent</u>	<u>Good</u>	<u>Fair</u>	<u>Poor</u>	<u>Don't know</u>
Loudoun County.....	1	2	3	4	5
The Federal Government.....	1	2	3	4	5

12. Please rate how important, if at all, you think it is for the Loudoun County community to focus on each of the following in the coming two years.

	<u>Essential</u>	<u>Very important</u>	<u>Somewhat important</u>	<u>Not at all important</u>
Overall economic health of Loudoun County.....	1	2	3	4
Overall quality of the transportation system (auto, bicycle, foot, bus) in Loudoun County.....	1	2	3	4
Overall design or layout of Loudoun County's residential and commercial areas (e.g., homes, buildings, streets, parks, etc.).....	1	2	3	4
Overall quality of the utility infrastructure in Loudoun County (water, sewer, storm water, electric/gas, broadband).....	1	2	3	4
Overall feeling of safety in Loudoun County.....	1	2	3	4
Overall quality of natural environment in Loudoun County.....	1	2	3	4
Overall quality of parks and recreation opportunities.....	1	2	3	4
Overall health and wellness opportunities in Loudoun County.....	1	2	3	4
Overall opportunities for education, culture, and the arts.....	1	2	3	4
Residents' connection and engagement with their community.....	1	2	3	4

13. Thinking about the past 12 months, first, please indicate about how many times, if at all, have you or other household members used each of the following types of public transportation. Then, if your household has used any of these, please indicate for what reasons they were used.

	<i>Frequency of Use</i>				<i>Reason for Use</i>			
	<i>2 or more times per week</i>	<i>2-4 times per month</i>	<i>Once a month or less</i>	<i>Not at all</i>	<i>Work</i>	<i>Shopping</i>	<i>Sporting events</i>	<i>Recreation/entertainment</i>
Bus.....	1	2	3	4	1	2	3	4
Metrorail.....	1	2	3	4	1	2	3	4
Train, such as MARC.....	1	2	3	4	1	2	3	4
Van pool.....	1	2	3	4	1	2	3	4
Car pool.....	1	2	3	4	1	2	3	4
Taxi/hired cab/Uber/Lyft.....	1	2	3	4	1	2	3	4
Gov't/nonprofit service (e.g., Dept. of Family Services, Volunteer Caregivers)	1	2	3	4	1	2	3	4
Bike/walking trails.....	1	2	3	4	1	2	3	4

14. First, please rate how important, if at all, you think it is for Loudoun County to focus on each of the following specific issues in the next two years. Then, indicate whether or not you would be willing to incur a tax increase to improve each issue.

	<i>Importance</i>				<i>Willing to pay higher taxes?</i>	
	<i>Essential</i>	<i>Very important</i>	<i>Somewhat important</i>	<i>Not at all important</i>	<i>Yes</i>	<i>No</i>
Growth/development.....	1	2	3	4	1	2
Schools.....	1	2	3	4	1	2
Crime/drug use.....	1	2	3	4	1	2
Youth activities/reduction of youth crime.....	1	2	3	4	1	2
Cost of living/cost of housing.....	1	2	3	4	1	2
Employment opportunities.....	1	2	3	4	1	2
Traffic.....	1	2	3	4	1	2
Road maintenance.....	1	2	3	4	1	2
Trails/bike paths.....	1	2	3	4	1	2
Increased broadband access.....	1	2	3	4	1	2
Access to mental health services.....	1	2	3	4	1	2
Access to health and human services.....	1	2	3	4	1	2

The Loudoun County 2022 Community Survey

15. How much do you agree, or disagree, that more of each of the following types of AFFORDABLE HOUSING are needed in Loudoun County?

	Strongly agree	Somewhat agree	Somewhat disagree	Strongly disagree	Don't know
Apartment/Condo	1	2	3	4	5
Townhouse/rowhouses	1	2	3	4	5
Duplex (single family semi-detached homes)	1	2	3	4	5
Detached single family home	1	2	3	4	5
Smaller detached single family home	1	2	3	4	5
Tiny homes	1	2	3	4	5
Mobile homes	1	2	3	4	5

16. To what extent, if any, should the following be a priority for AFFORDABLE HOUSING developments to be near in Loudoun County?

	Major priority	Moderate priority	Low priority	Not a priority	Don't know
Public transit	1	2	3	4	5
Commercial office districts (e.g., Loudoun Tech Center)	1	2	3	4	5
School	1	2	3	4	5
Cultural opportunities (e.g., museums, libraries, art shows)	1	2	3	4	5
Entertainment (e.g., theaters, live music, nightlife)	1	2	3	4	5
Shopping/retail	1	2	3	4	5
Parks, trails, open spaces	1	2	3	4	5
Recreation amenities (e.g., recreation centers, sports fields, fitness centers)	1	2	3	4	5
Sporting events/stadiums	1	2	3	4	5

17. To what extent, if any, have you had to reduce spending on the following due to housing and transportation costs in Loudoun County?

	Has not changed	Slightly reduced	Moderately reduced	Significantly reduced	Eliminated entirely
Recreation activities	1	2	3	4	5
Grocery shopping	1	2	3	4	5
Child care	1	2	3	4	5
Entertainment	1	2	3	4	5
Educational opportunities	1	2	3	4	5
Frequency of doctor visits	1	2	3	4	5

Our last questions are about you and your household.

Again, all of your responses to this survey are confidential and no identifying information will be shared.

D1. In general, how many times do you:

	Several times a day	Once a day	A few times a week	Every few weeks	Less often or never	Don't know
Access the internet from your home using a computer, laptop, or tablet computer	1	2	3	4	5	6
Access the internet from your cell phone	1	2	3	4	5	6
Visit social media sites such as Facebook, Twitter, Nextdoor, etc.	1	2	3	4	5	6
Use or check email	1	2	3	4	5	6
Share your opinions online	1	2	3	4	5	6
Shop online	1	2	3	4	5	6

D2. Please rate your overall health.

☐ Excellent ☐ Very good ☐ Good ☐ Fair ☐ Poor

D3. What impact, if any, do you think the economy will have on your family income in the next 6 months?

Do you think the impact will be:

- ☐ Very positive ☐ Somewhat positive ☐ Neutral ☐ Somewhat negative ☐ Very negative

D4. How many years have you lived in Loudoun County?

- ☐ Less than 2 years
☐ 2-5 years
☐ 6-10 years
☐ 11-20 years
☐ More than 20 years

D5. Which best describes the building you live in?

- ☐ One family house detached from any other houses
☐ Building with two or more homes (duplex, townhome, apartment, or condominium)
☐ Mobile home
☐ Other

D6. Do you rent or own your home?

- ☐ Rent
☐ Own

D7. About how much is your monthly housing cost for the place you live (including rent, mortgage payment, property tax, property insurance, and homeowners' association (HOA) fees)?

- ☐ Less than \$500 ☐ \$2,000 to \$2,499
☐ \$500 to \$999 ☐ \$2,500 to \$2,999
☐ \$1,000 to \$1,499 ☐ \$3,000 to \$3,499
☐ \$1,500 to \$1,999 ☐ \$3,500 or more

D8. Do any children 17 or under live in your household?

- ☐ No ☐ Yes

D9. Are you or any other members of your household aged 65 or older?

- ☐ No ☐ Yes

D10. How much do you anticipate your household's total income before taxes will be for the current year? (Please include in your total income money from all sources for all persons living in your household.)

- ☐ Less than \$25,000 ☐ \$125,000 to \$149,999
☐ \$25,000 to \$49,999 ☐ \$150,000 to \$174,999
☐ \$50,000 to \$74,999 ☐ \$175,000 to \$199,999
☐ \$75,000 to \$99,999 ☐ \$200,000 or more
☐ \$100,000 to \$124,999

D11. Are you Spanish, Hispanic or Latino?

- ☐ No, not Spanish, Hispanic, or Latino
☐ Yes, I consider myself to be Spanish, Hispanic, or Latino

D12. What is your race? (Mark one or more races to indicate what race you consider yourself to be.)

- ☐ American Indian or Alaskan Native
☐ Asian, Asian Indian, or Pacific Islander
☐ Black or African American
☐ White
☐ Other

D13. In which category is your age?

- ☐ 18-24 years ☐ 55-64 years
☐ 25-34 years ☐ 65-74 years
☐ 35-44 years ☐ 75 years or older
☐ 45-54 years

D14. What is your gender?

- ☐ Woman
☐ Man
☐ Identify in another way → go to D14a

D14a. If you identify in another way, how would you describe your gender?

- ☐ Agender/I don't identify with any gender
☐ Genderqueer/gender fluid
☐ Non-binary
☐ Transgender man
☐ Transgender woman
☐ Two-spirit
☐ Not listed, I identify as: _____

Thank you!

Please return the completed survey in the postage-paid envelope to:
National Research Center, Inc., PO Box 549, Belle Mead, NJ 08502