

---

# LOUDOUN COUNTY, VIRGINIA


*P.O. Box 7000, Leesburg, Virginia 20177*

---

## **FY 2022 Consolidated Annual Performance and Evaluation Report (CAPER)**

*For Submission to HUD for the  
Community Development Block Grant and Community  
Development Block Grant-CV Programs*

**September 28, 2023**



## Table of Contents

CR-00 Executive Summary .....	2
CR-05 - Goals and Outcomes .....	11
CR-10 - Racial and Ethnic composition of families assisted .....	23
CR-15 - Resources and Investments 91.520(a) .....	24
CR-20 - Affordable Housing 91.520(b) .....	25
CR-25 - Homeless and Other Special Needs 91.220(d, e); 91.320(d, e); 91.520(c) .....	28
CR-30 - Public Housing 91.220(h); 91.320(j) .....	31
CR-35 - Other Actions 91.220(j)-(k); 91.320(i)-(j) .....	33
CR-40 - Monitoring 91.220 and 91.230 .....	40
CR-45 - CDBG 91.520(c) .....	43
CR-58 - Section 3 Report .....	45
CR-55 - IDIS Reports .....	47
CR-60 - Citizen Participation .....	48

## CR-00 Executive Summary

In accordance with the Federal regulations found in 24 CFR Part 570, Loudoun County, Virginia has prepared this Consolidated Annual Performance and Evaluation Report (CAPER) for the period of July 1, 2022 to June 30, 2023. The CAPER describes the activities undertaken during this time period for funding from the U.S. Department of Housing and Urban Development (HUD) under the Community Development Block Grant Program (CDBG). The projects/activities and accomplishments described in this CAPER principally benefit low- and moderate-income persons and the funding has been targeted to neighborhoods where there is the highest percentage of low- and moderate-income residents in Loudoun County. The following is the overall program narrative based on the Five Year Consolidated Plan and Annual Action Plans, as amended.

A listing of the active projects is found in CR-55 – IDIS Reports of the document. The CAPER meets three (3) basic purposes:

1. It provides HUD with the necessary information for the County to meet its statutory requirement to assess each grantee's ability to carry out relevant CPD programs in compliance with all applicable rules and regulations.
2. It provides information necessary for HUD's Annual Report to Congress, also statutorily mandated.
3. It provides grantees with an opportunity to describe to citizens their successes in revitalizing deteriorated neighborhoods and meeting objectives stipulated in the Five Year Consolidated Plan.

The document provides information on how the funds received by the County through the various HUD programs were used, including an explanation on the leveraging and matching of these funds.

Loudoun County completed the second year of its Five Year Consolidated Plan for the Community Development Block Grant (CDBG) Program.

Loudoun County's FY 2022 Consolidated Annual Performance and Evaluation Report (CAPER) was made available for public display and comment at the County's website ([www.loudoun.gov/cdbg](http://www.loudoun.gov/cdbg)) from September 1, 2023 through September 18, 2023. The "Draft" CAPER was advertised in the "Loudoun Now" newspaper on Friday, September 1, 2023.

### Funds Received –

Loudoun County has received the following funds during the time period of July 1, 2022 through June 30, 2023:

	CDBG	CDBG-CV	Total
Entitlement Grants	\$ 1,379,452.00	\$ 2,280,072.00	\$ 3,659,524.00
Program Income	\$ 297,842.25	\$ 0.00	\$ 297,842.25
<b>Total Funds Received:</b>	<b>\$ 1,677,294.25</b>	<b>\$ 2,280,072.00</b>	<b>\$ 3,957,366.25</b>

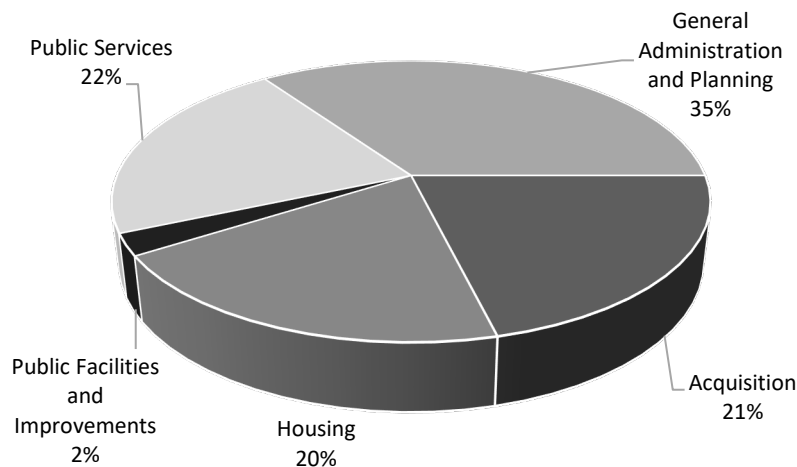
This chart only includes funds received during July 1, 2022 through June 30, 2023. Any previous program year funds that were not spent or which might have been spent during this time period are not included.

#### Funds Expended –

The funds shown in this chart are funds that were expended during the time period of July 1, 2022 through June 30, 2023. These expenditures consist of previous program year funds that were not drawn down until this time period and also includes any reprogrammed funds from previous years.

Funding Sources	Total Funds Expended
Community Development Block Grant (CDBG) Funds	\$ 978,902.62
Community Development Block Grant - Coronavirus (CDBG-CV) Funds	\$ 487,345.17
<b>Total:</b>	<b>\$ 1,466,247.79</b>

The County's CDBG expenditures by type of activity are shown below.



Type of Activity	Expenditure	Percentage
Acquisition	\$ 206,903.96	21.14%
Economic Development	\$ 0.00	0%
Housing	\$ 194,661.07	19.89%
Public Facilities and Improvements	\$ 24,538.33	2.51%
Public Services	\$ 212,967.12	21.76%
General Administration and Planning	\$ 339,832.14	34.72%
<b>Total:</b>	<b>\$ 978,902.62</b>	<b>100.0%</b>

#### Regulatory Caps –

##### CDBG Program Administration Expense Cap:

Loudoun County CDBG program administration expenditures were within the regulatory cap. This is shown in the chart below:

	CDBG
FY 2022 Entitlement Grant	\$ 1,379,452.00
FY 2022 Program Income	\$ 297,842.25
Administrative Cap Allowance	20%
Maximum Allowable Expenditures	\$ 335,458.85
Total Administration Obligated	\$ 335,458.85
<b>Administrative Percentage:</b>	<b>20.00%</b>

Loudoun County's total administrative obligation was \$335,458.85, which is at the 20.0% cap on administrative expenditures.

**CDBG Public Service Activity Cap:**

	<b>CDBG</b>
FY 2022 Entitlement Grant	\$ 1,379,452.00
Prior Year Program Income	\$ 0.00
Public Service Cap Allowable	15%
Maximum Allowable Expenditures	\$ 206,917.80
Total Public Services Funds Actually Expended	\$ 197,783.72
<b>Public Service Percentage:</b>	<b>14.34%</b>

Loudoun County total public services obligation was \$197,783.72, which was 14.34% of the allowable expenditures and below the 15% cap on public services.

**FY 2022 CAPER CDBG Budget:**

The chart below lists the FY 2022 CDBG activities that were funded:

<b>Project Title/Description</b>		<b>2022 CDBG Budget</b>	<b>2022 CDBG Expenditures</b>
<b>Loudoun Habitat for Humanity</b>	Acquire at least four (4) existing single family dwellings to provide affordable housing opportunities for extremely low and very low income households.	\$650,000.00	\$0.00
<b>Loudoun County Home Rehabilitation</b>	Rehabilitation of income eligible owner occupied housing units.	\$285,205.82	\$0.00
<b>INMED - Healthy Families Loudoun</b>	Case management and family support program for first time pregnant women and teens, parents, and their children ages 0 to 3 who are at risk for poor outcomes in child health, safety and development and who face crisis levels of economic instability that places many of them at risk of homelessness.	\$83,095.00	\$63,218.39
<b>Good Shepherd Alliance, Inc. – Case Management</b>	Provide case management to persons experiencing or at risk of homelessness. Services provided through outreach, case	\$11,285.84	\$11,285.84

	management, self-sufficiency training and shelter.		
<b>Good Shepherd Alliance, Inc. – Parking Lot Improvements</b>	The facility's parking lot will be paved, and enhanced lighting will be installed in the parking lot. These measures are to ensure safe and secure access for program participants and staff.	\$75,892.00	\$0.00
<b>INMED - Lease</b>	Support of long term lease for Opportunity Center.	\$221,390.00	\$179,599.96
<b>Northern Virginia Dental Clinic</b>	Providing access to oral health care services which is disproportionately found in the areas indigent population. Lack of dental services is one of the most frequently mentioned gaps in service by low income households.	\$34,000.00	\$34,000.00
<b>A Farm Less Ordinary</b>	Provide training and employment for intellectually and developmentally disabled adults moving into the workforce.	\$42,880.00	\$39,852.30
<b>Crossroads Employment Program</b>	Provide individualized job search training, job placement and retention services for unemployed and underemployed Loudoun County residents at both Leesburg and Sterling locations.	\$39,820.00	\$39,820.00
<b>CDBG Administration</b>	A maximum of 20% of the CDBG entitlement award may be allocated for program administration costs, which includes staff payroll and fair housing studies/evaluations, among other costs.	\$275,890.00	\$225,830.56

Loudoun County spent \$593,607.05 of its FY 2022 CDBG allocation, which is 34.52% of the allocation. Additionally, during the 2022 CAPER period, the County expended \$385,295.57 from previous fiscal years.

#### **FY 2020 CAPER CDBG-CV Budget:**

The chart below lists the FY 2020 CDBG-CV activities that were funded:

Project Title/Description	2020 CDBG-CV Budget	2020 CDBG-CV Expenditures
<b>COVID-19 Impact Fund - Loudoun Free Clinic - Patient Population Expansion Impact</b>	Funds will be use to respond to the high demand for medical services due to COVID. The Loudoun Free Clinic will use CDBG funds to hire two medical professionals, establish a telemedicine system to safely/virtually connect with patients, and the purchase of medical equipment for the patients.	\$30,749.00 \$30,749.00
<b>COVID-19 Impact Fund - LAWS - COVID-19 Response</b>	CDBG funds will be used to clean, sanitize, and purchase easy to clean equipment and hands-free supplies to make their service centers COVID-19 ready for staff and clients.	\$28,385.00 \$28,385.00
<b>COVID-19 Impact Fund - Windy Hill Foundation - Stably at Home</b>	CDBG funds will be used for rental assistance, for up to three months, on behalf of the individual or household, utilities, and/or non-food life-sustaining supplies since the COVID-19 period began.	\$11,397.07 \$11,397.07
<b>COVID-19 Impact Fund - Legal Services of Northern Virginia (LSNV)</b>	Payment of salaries and fringe benefits for staff to carry out the Housing Law Outreach and Advocacy Program which helps to address foreclosure prevention, evictions, lockouts, substandard living conditions, and other services.	\$162,826.93 \$117,655.85
<b>COVID-19 Impact Fund - Opportunities, Alternatives, and Resources (OAR)</b>	CDBG funds will be used to help prevent, prepare for, and respond to the coronavirus pandemic by managing the project with the purchase of emergency supplies and payments for administration (case manager).	\$32,000.00 \$32,000.00
<b>COVID-19 Impact Fund - Community Residences, Inc. (CRi)</b>	CRi provides personalized resources to people with developmental disabilities and mental health needs. Due to COVID-19, CRi has not been able to fully utilize its Loudoun location where the day program services are performed. Payment for clients can only be realized when services are provided at the center and CRi has experienced a sizeable decrease in funding. This reduction of income has severely impacted the organization's operating budget. Realignment of their budget to use CDBG	\$116,000.00 \$107,257.53



	funds to pay for rent and operating costs will greatly bolster their ability to serve clients.		
<b>COVID-19 Impact Fund - Northern Virginia Family Services (NVFS)</b>	NVFS provides numerous services to help individuals achieve self-sufficiency and in response to the impact of COVID-19, established the COVID-19 Loudoun Recovery Program. This program provides case management, mental health services, career navigation and employment assistance, and direct assistance to individuals and families affected by the COVID-19 crisis. CDBG funds can be used to support staff salaries for the program.	\$388,000.00	\$388,000.00
<b>COVID-19 Impact Fund - ECHO</b>	ECHO's mission is to empower individuals with disabilities. Over 215 adults with disabilities depend on ECHO. The COVID-19 pandemic interrupted ECHO's operations. In response to COVID-19, ECHO pivoted operations to help participants to open a dog biscuit bakery. This creative solution allowed for participants to maintain social and vocational skills with jobs, provide new employment for bakery operations, and offer the community a new confection. CDBG funds can be used to support the employment of participants.	\$344,000.00	\$341,872.80
<b>COVID-19 Impact Fund - Legal Services of Northern Virginia (LSNV)</b>	LSNV provides legal services to low-income households and has experienced a fifty percent increase in Loudoun County residents seeking their services. COVID-19 left households with new and unanticipated civil legal challenges that include securing unemployment benefits, remaining safely in their homes without being evicted or foreclosed on, guarding against domestic abuse, and protecting incomes from debt collectors, especially those already obtaining liens on low-income residents' bank accounts in anticipation of their receipt of federal relief checks. In response, LSNV hired a housing attorney and paralegal dedicated to assisting Loudoun residents. Additionally, LSNV established a program to assist residents seeking	\$250,000.00	\$181,957.80

	rental assistance through the state. CDBG funds can support salaries for these two positions.		
<b>COVID-19 Impact Fund - Loudoun Citizens for Social Justice/LAWS</b>	Since March 2020, LAWS experienced a significant increase in the number of Loudoun County residents seeking services (legal consultations, advocacy, counseling, emergency shelter, etc.) due to the COVID-19 pandemic. Last fiscal year, LAWS provided emergency shelter to almost triple the number of victims of domestic violence than it had in fiscal year 2019. LAWS has also observed a 20 percent increase in the number of severe, high-danger cases, including significant increases in the number of child abuse cases. LAWS significantly expanded its services in response to this escalation in violence and increased demand for services. CDBG funds will be used to support additional case managers, advocates, and program operations.	\$205,000.00	\$170,794.59
<b>COVID-19 Impact Fund - Crossroads Jobs</b>	CDBG funds will be used to pay for office-space lease in eastern Loudoun County in response to COVID-19.	\$29,250.00	\$28,743.52
<b>COVID-19 Impact Fund - Mobile Hope</b>	Mobile Hope provides support and emergency shelter to youth up to age 24 who are precariously housed or homeless and empowers them to become self-sufficient. In response to COVID-19, Mobile Hope has also distributed over 12 million pounds of food, and over 10 million pounds of daily essentials to more than 200,000 family members since March 2020. The increased demand for assistance also increased the need for additional space in which to store these essential supplies as well as an increased need for supplies to prevent the spread of COVID-19 such as masks, gloves, and PPE. CDBG funds will be used to pay rent for the additional storage space lease and the essential supplies needed such as masks, gloves, and PPE.	\$75,000.00	\$75,000.00

<b>Limited Emergency Rental Assistance</b>	Limited rental assistance to provide shelter for households fleeing imminent danger of domestic violence.	\$480,000.00	\$262,634.23
<b>COVID-19 Program Administration</b>	To hire temporary staff to manage the CARES Act allocations and comply with Federal CDBG reporting requirements and other administrative costs	\$70,141.00	\$52,272.55

Loudoun County spent \$2,126,756.72 of its FY 2020 CDBG-CV allocation, which is 93.28% of the allocation.

### Housing Performance Measurements:

The chart below shows the objectives and outcomes that Loudoun County accomplished through the CDBG activities during this CAPER period:

Objectives	Outcomes						Total by Objective	
	Availability/ Accessibility		Affordability		Sustainability			
	Units	\$	Units	\$	Units	\$	Units	\$
Suitable Living	0	\$ 0.00	0	\$ 0.00	0	\$ 0.00	0	\$ 0.00
Decent Housing	0	\$ 0.00	2	\$500,000.00	0	\$ 0.00	2	\$ 500,000.00
Economic Opportunity	0	\$ 0.00	0	\$ 0.00	0	\$ 0.00	0	\$ 0.00
Total by Outcome:	0	\$ 0.00	2	\$ 500,000.00	0	\$ 0.00	2	\$ 500,000.00

### National Objective –

Loudoun County met its National objective requirements of principally benefiting low- and moderate income persons. The County expended \$786,368.15 in CDBG funds during this CAPER period. Included in this amount was \$339,832.14 for Planning and Administration. This left a balance of \$446,536.01 that was expended for projects/activities. \$446,536.01 was expended on projects/activities that benefited low- and moderate-income persons. This produced a Low/Mod Benefit Percentage of 100.0%.

## CR-05 - Goals and Outcomes

### **Progress the jurisdiction has made in carrying out its strategic plan and its action plan. 91.520(a)**

*This could be an overview that includes major initiatives and highlights that were proposed and executed throughout the program year.*

Loudoun County received its nineteenth (19<sup>th</sup>) Community Development Block Grant allocation of \$1,379,452 for Fiscal Year 2022-2023. This year's CAPER reports on the actions and achievements the County accomplished in Fiscal Year 2022.

The CAPER for the FY 2022 Annual Action Plan for Loudoun County includes the County's CDBG Program and outlines which activities the County undertook during the program year beginning July 1, 2022, and ending June 30, 2023. Loudoun County's Department of Housing and Community Development is the lead entity and administrator for the CDBG funds.

All of the projects benefitted primarily low- and moderate-income residents out of which a significant number of beneficiaries had extremely low incomes.

During this CAPER period, the County funded projects under the following strategies:

- Housing Strategy – HSS – Budgeted \$935,206.00
- Homeless Strategy – HMS – Budgeted \$94,381.00
- Other Special Needs Strategy – SNS – Budgeted \$0.00
- Community Development Strategy – CDS – Budgeted \$331,282.00
- Economic Development Strategy – EDS – Budgeted \$82,700.00
- Administration, Planning, and Management Strategy – AMS – Budgeted \$275,890.00

### **Comparison of the proposed versus actual outcomes for each outcome measure submitted with the consolidated plan and explain, if applicable, why progress was not made toward meeting goals and objectives. 91.520(g)**

*Categories, priority levels, funding sources and amounts, outcomes/objectives, goal outcome indicators, units of measure, targets, actual*

outcomes/outputs, and percentage completed for each of the grantee's program year goals.

Goal	Category	Indicator	Unit of Measure	Expected Strategic Plan	Actual Strategic Plan	Percent Complete	Expected Program Year	Actual Program Year	Percent Complete
<b>AMS-1 Overall Coordination</b>	Administration	Other	Other	5	2	40.00%	1	1	100.00%
<b>CDS-1 Community Facilities</b>	Non-Housing Community Development	Public Facility or Infrastructure Activities other than Low/Moderate Income Housing Benefit	Persons Assisted	500	1,481	296.20%			
<b>CDS-1 Community Facilities</b>	Non-Housing Community Development	Other	Other	0	0				
<b>CDS-2 Infrastructure</b>	Non-Housing Community Development	Public Facility or Infrastructure Activities other than Low/Moderate Income Housing Benefit	Persons Assisted	100	0	0%	100	0	0%
<b>CDS-2 Infrastructure</b>	Non-Housing Community Development	Other	Other	0	0				
<b>CDS-3 Accessibility Improvements</b>	Non-Housing Community Development	Public Facility or Infrastructure Activities other than Low/Moderate Income Housing Benefit	Persons Assisted	0	0				
<b>CDS-3 Accessibility Improvements</b>	Non-Housing Community Development	Other	Other	0	0				

<b>CDS-4 Public Services</b>	Non-Housing Community Development	Public service activities other than Low/Moderate Income Housing Benefit	Persons Assisted	1,000	719	71.9%	2,740	338	12.34%
<b>CDS-4 Public Services</b>	Non-Housing Community Development	Public service activities for Low/Moderate Income Housing Benefit	Households Assisted	0	0				
<b>CDS-4 Public Services</b>	Non-Housing Community Development	Homeless Person Overnight Shelter	Persons Assisted	0	0		0	0	
<b>CDS-4 Public Services</b>	Non-Housing Community Development	Overnight/Emergency Shelter/Transitional Housing Beds added	Beds	0	0		0	0	
<b>CDS-4 Public Services</b>	Non-Housing Community Development	Other	Other	0	0		1	0	0%
<b>CDS-5 Food Programs</b>	Non-Housing Community Development	Public service activities other than Low/Moderate Income Housing Benefit	Persons Assisted	0	0				
<b>CDS-5 Food Programs</b>	Non-Housing Community Development	Public service activities for Low/Moderate Income Housing Benefit	Households Assisted	0	0				
<b>CDS-5 Food Programs</b>	Non-Housing Community Development	Other	Other	0	0				
<b>CDS-6 Rental Assistance</b>	Non-Housing Community Development	Public service activities other than Low/Moderate Income Housing Benefit	Persons Assisted	0	0				

<b>CDS-6 Rental Assistance</b>	Non-Housing Community Development	Public service activities for Low/Moderate Income Housing Benefit	Households Assisted	0	0				
<b>CDS-6 Rental Assistance</b>	Non-Housing Community Development	Tenant-based rental assistance / Rapid Rehousing	Households Assisted	0	0				
<b>CDS-6 Rental Assistance</b>	Non-Housing Community Development	Homelessness Prevention	Persons Assisted	0	0				
<b>CDS-6 Rental Assistance</b>	Non-Housing Community Development	Other	Other	0	0				
<b>CDS-7 Public Safety</b>	Non-Housing Community Development	Public service activities other than Low/Moderate Income Housing Benefit	Persons Assisted	0	0				
<b>CDS-7 Public Safety</b>	Non-Housing Community Development	Public service activities for Low/Moderate Income Housing Benefit	Households Assisted	0	0				
<b>CDS-7 Public Safety</b>	Non-Housing Community Development	Other	Other	0	0				
<b>CDS-8 Clearance/Demolition</b>	Non-Housing Community Development	Buildings Demolished	Buildings	0	0				
<b>CDS-8 Clearance/Demolition</b>	Non-Housing Community Development	Other	Other	0	0				
<b>CDS-9 Transportation</b>	Non-Housing Community Development	Public service activities other than Low/Moderate Income Housing Benefit	Persons Assisted	0	0				

<b>CDS-9 Transportation</b>	Non-Housing Community Development	Other	Other	0	0				
<b>EDS-1 Employment</b>	Economic Development	Public service activities other than Low/Moderate Income Housing Benefit	Persons Assisted	625	678	108.48%	320	396	123.75%
<b>EDS-1 Employment</b>	Economic Development	Jobs created/retained	Jobs	0	0				
<b>EDS-1 Employment</b>	Economic Development	Businesses assisted	Businesses Assisted	0	0				
<b>EDS-1 Employment</b>	Economic Development	Other	Other	0	0				
<b>HMS-1 Operations/Support</b>	Homeless	Public service activities other than Low/Moderate Income Housing Benefit	Persons Assisted	365	213	58.36%	365	213	58.36%
<b>HMS-1 Operations/Support</b>	Homeless	Tenant-based rental assistance / Rapid Rehousing	Households Assisted	0	0				
<b>HMS-1 Operations/Support</b>	Homeless	Homeless Person Overnight Shelter	Persons Assisted	125	432	345.6%	0	47	100%
<b>HMS-1 Operations/Support</b>	Homeless	Overnight/Emergency Shelter/Transitional Housing Beds added	Beds	0	0		0	0	
<b>HMS-1 Operations/Support</b>	Homeless	Homelessness Prevention	Persons Assisted	0	0				
<b>HMS-1 Operations/Support</b>	Homeless	Other	Other	0	0				
<b>HMS-2 Prevention and Re-Housing</b>	Homeless	Public service activities for Low/Moderate Income Housing Benefit	Households Assisted	0	0				



<b>HMS-2 Prevention and Re-Housing</b>	Homeless	Tenant-based rental assistance / Rapid Rehousing	Households Assisted	0	0				
<b>HMS-2 Prevention and Re-Housing</b>	Homeless	Homeless Person Overnight Shelter	Persons Assisted	0	0				
<b>HMS-2 Prevention and Re-Housing</b>	Homeless	Overnight/Emergency Shelter/Transitional Housing Beds added	Beds	0	0				
<b>HMS-2 Prevention and Re-Housing</b>	Homeless	Homelessness Prevention	Persons Assisted	0	0				
<b>HMS-2 Prevention and Re-Housing</b>	Homeless	Other	Other	0	0				
<b>HMS-3 Permanent Housing</b>	Homeless	Public service activities for Low/Moderate Income Housing Benefit	Households Assisted	0	0				
<b>HMS-3 Permanent Housing</b>	Homeless	Rental units constructed	Household Housing Unit	0	0				
<b>HMS-3 Permanent Housing</b>	Homeless	Rental units rehabilitated	Household Housing Unit	0	0				
<b>HMS-3 Permanent Housing</b>	Homeless	Tenant-based rental assistance / Rapid Rehousing	Households Assisted	0	0				
<b>HMS-3 Permanent Housing</b>	Homeless	Other	Other	0	0				
<b>HSS-1 Homeownership</b>	Affordable Housing	Homeowner Housing Added	Household Housing Unit	0	0				
<b>HSS-2 Housing Construction</b>	Affordable Housing	Homeowner Housing Added	Household Housing Unit	10	2	0.00%	4	2	50.00%

<b>HSS-2 Housing Construction</b>	Affordable Housing	Homeowner Housing Rehabilitated	Household Housing Unit	11	6	18.18%	3	4	133%
<b>HSS-2 Housing Construction</b>	Affordable Housing	Other	Other	0	0				
<b>HSS-3 Fair Housing</b>	Affordable Housing	Other	Other	1	1	100.00%			
<b>SNS-1 Housing</b>	Affordable Housing Non-Homeless Special Needs	Rental units constructed	Household Housing Unit	0	0				
<b>SNS-1 Housing</b>	Affordable Housing Non-Homeless Special Needs	Rental units rehabilitated	Household Housing Unit	0	0				
<b>SNS-1 Housing</b>	Affordable Housing Non-Homeless Special Needs	Homeowner Housing Rehabilitated	Household Housing Unit	0	0				
<b>SNS-1 Housing</b>	Affordable Housing Non-Homeless Special Needs	Tenant-based rental assistance / Rapid Rehousing	Households Assisted	0	0				
<b>SNS-1 Housing</b>	Affordable Housing Non-Homeless Special Needs	Homelessness Prevention	Persons Assisted	0	0				
<b>SNS-1 Housing</b>	Affordable Housing Non-Homeless Special Needs	Other	Other	0	0				

<b>SNS-2 Social Services</b>	Non-Homeless Special Needs	Public service activities other than Low/Moderate Income Housing Benefit	Persons Assisted	500	0	0.00%			
<b>SNS-2 Social Services</b>	Non-Homeless Special Needs	Other	Other	0	0				
<b>SNS-3 Accessibility</b>	Affordable Housing Non-Homeless Special Needs	Public Facility or Infrastructure Activities other than Low/Moderate Income Housing Benefit	Persons Assisted	0	0				
<b>SNS-3 Accessibility</b>	Affordable Housing Non-Homeless Special Needs	Rental units rehabilitated	Household Housing Unit	0	0				
<b>SNS-3 Accessibility</b>	Affordable Housing Non-Homeless Special Needs	Homeowner Housing Rehabilitated	Household Housing Unit	0	0				
<b>SNS-3 Accessibility</b>	Affordable Housing Non-Homeless Special Needs	Other	Other	0	0				

Table 1 - Accomplishments – Program Year &amp; Strategic Plan to Date

**Assess how the jurisdiction's use of funds, particularly CDBG, addresses the priorities and specific objectives identified in the plan, giving special attention to the highest priority activities identified.**

During the FY 2022 CDBG Program Year, Loudoun County addressed the following strategies and specific objectives from its Five Year Strategic Initiatives:

**Housing Strategy -**

**Priority Need:** There is a need to improve the quality of the housing stock in the County by increasing the supply of decent, safe, sound, and accessible housing for homeowners, renters, and homebuyers, which is affordable to low- and moderate-income persons and households.

**Objective:** Improve, preserve, and expand the supply of affordable housing for low- and moderate-income persons and households that is decent, safe, sound, and accessible.

**Goals:** The following housing goals are:

**HSS-2 Housing Construction** - Increase the supply of decent, safe, sound, and accessible housing that is affordable to owners and renters in the County through rehabilitation of existing buildings and new construction.

- **Loudoun Habitat for Humanity** – CDBG funds were provided for acquire at least four (4) existing single family dwellings to resell to extremely low and very low income households.
- **Loudoun County Home Rehabilitation** – CDBG funds were used for rehabilitation of income eligible owner-occupied housing units.

Loudoun County proposed to assist 4 single-family homebuyer through acquisition/rehabilitation and 3 single-family households through owner-occupied rehabilitation. The County only completed 2 acquisition/rehabilitation during this CAPER period. The County during this CAPER period rehabilitated 4 owner-occupied housing units.

**Homeless Strategy -**

**Priority Need:** There is a need for housing and support services for homeless persons and persons who are at-risk of becoming homeless.

**Objective:** Improve the living conditions and support services available for homeless persons, families, and those who are at-risk of becoming homeless.

**Goals:** The following homeless goals are:

**HMS-1 Operation/Support** - Assist homeless providers in the operation of housing and support services for the homeless and persons who are at-risk of becoming homeless.

- **INMED - Healthy Families Loudoun** – Case management and family support program for first time pregnant women and teens, parents, and their children ages 0 to 3 who are at risk for poor outcomes in child health, safety and development and who face crisis levels of economic instability that places many of them at risk of homelessness.
- **Good Shepherd Alliance, Inc. - Case Management** - Provide case management to persons experiencing or at risk of homelessness. Services provided through outreach, case management, self-sufficiency training and shelter.

Loudoun County proposed to assist 365 persons and did not meet this goal but the Subrecipients did assist 260 persons. This activity is ongoing and will be achieved during the FY 2023 CAPER period.

#### **Community Development Strategy -**

**Priority Needs:** There is a need to improve the public and community facilities, infrastructure, public social/welfare services, food program, public safety, clearance, and the quality of life for all residents throughout the County.

**Objective:** Improve the community facilities, infrastructure, public services, and public safety, along with the elimination of blighting influences in the County.

**Goals:** The following community development goals are:

**CDS-2 Infrastructure** – Improve the public infrastructure through rehabilitation, reconstruction, and new construction of streets, sidewalks, bridges, curbs, walkways, waterlines, sewer lines, storm drainage, sanitary sewers, handicap accessibility improvements/removal of architectural barriers, etc.

- **Good Shepherd Alliance, Inc. - Parking Lot Improvements** - The facility parking lot will be paved, and enhanced lighting will be installed in the parking lot. These measures are to ensure safe and secure access for program participants and staff.

Loudoun County proposed to assist 100 persons and did not meet this goal. This activity is ongoing and will be achieved during the FY 2023 CAPER period.

**CDS-4 Public Services** - Improve and enhance public services including programs for youth, the elderly, disabled, and other public service programs for low- and moderate-income persons.

- **INMED – Lease** – Support of long term lease for the Opportunity Center serving low income families with supportive services.
- **Northern Virginia Dental Clinic** – Providing access to oral health care services which is disproportionately found in the areas indigent population. Lack of dental services is one of the most frequently mentioned gaps in service by low income households.

Loudoun County proposed to assist 2,740 persons and 1 other. The County did not meet this goal. During this CAPER period, the Subrecipients assisted 338 persons. This activity is ongoing and will be achieved during the FY 2023 CAPER period.

#### **Economic Development Strategy -**

**Priority Need:** There is a need to increase employment, job training, technical assistance, work force development, and economic empowerment of low- and moderate-income residents in the County.

**Objective:** Improve and expand employment opportunities in the County for low- and moderate-income persons and households.

**Goals:** The following economic development goals are:

**EDS-1 Employment** - Support and encourage new job creation, job retention, workforce development, employment, and job training services for the unemployed and underemployed persons, including summer youth programs.

- **A Farm Less Ordinary** – Provide training and employment for intellectually and developmentally disabled adults moving into the workforce.
- **Crossroads Employment Program** – Provide individualized job search training, job placement and retention services for unemployed and underemployed Loudoun County residents at both Leesburg and Sterling locations.

Loudoun County proposed to assist 320 persons and the Subrecipients exceeded this goal by assisting 396 persons.

**Administration, Planning, and Management Strategy -**

**Priority Need:** There is a continuing need for sound planning, administration, management, and oversight of Federal, State, and local funded programs.

**Objective:** Provide sound and professional planning, administration, oversight and management of Federal, State, and local funded programs and activities.

**Goals:** The following administration, planning, and management goals are:

**AMS-1 Overall Coordination** - Provide program management and oversight for the successful administration of Federal, State, and local funded programs, including planning services for special studies, annual action plans, five-year consolidated plans, substantial amendments, consolidated annual performance and evaluation reports, environmental review and clearance, fair housing, and compliance with all Federal, State, and local laws and regulations.

- **CDBG Administration** – CDBG funds can be provided up to 20% of the entire HUD CDBG award amount and may be allocated for program administration costs, which includes staff payroll and fair housing studies/evaluations, among other costs.

Loudoun County proposed to assist one organization in FY 2022 and the County met this goal by assisting one organization.

**CR-10 - Racial and Ethnic composition of families assisted**

Describe the families assisted (including the racial and ethnic status of families assisted).  
91.520(a)

	CDBG
White	24,308
Black or African American	949
Asian	485
American Indian or American Native	2
Native Hawaiian or Other Pacific Islander	6
<b>Total:</b>	<b>25,750</b>
Hispanic	12,599
Not Hispanic	13,151

**Table 2 – Table of assistance to racial and ethnic populations by source of funds**

**Narrative**

Loudoun County's CDBG program benefitted 24,308 (94.4%) White families, 949 (3.69%) Black or African American families, 485 (1.88%) Asian families, 2 (0.01%) American Indian or American Native families, and 6 (0.2%) Native Hawaiian or Other Pacific Islander. Also, 12,599 families (48.93%) were Hispanic versus 13,151 families (51.07%) who were not Hispanic.



**CR-15 - Resources and Investments 91.520(a)****Identify the resources made available**

Source of Funds	Source	Resources Made Available	Amount Expended During Program Year
<b>CDBG</b>	public - federal	\$ 1,379,452.00	\$ 978,902.62
<b>Other</b>	public - local	\$ 2,280,072.00	\$ 487,345.17

**Table 3 - Resources Made Available****Narrative**

Loudoun County received the following funds during the time period of July 1, 2022 through June 30, 2023.

- CDBG Allocation: \$1,379,452.00
- CDBG Program Income: \$297,842.25
- CDBG-CV Allocation: \$2,280,072.00
- **Total Funds Received: \$3,957,366.25**

Under the FY 2022 Program Year, Loudoun County received the above amounts of Federal Entitlement Grants.

**Identify the geographic distribution and location of investments**

Target Area	Planned Percentage of Allocation	Actual Percentage of Allocation	Narrative Description
Countywide	100%	100%	The County funded ten (10) projects during this CAPER period in this Target Area.

**Table 4 – Identify the geographic distribution and location of investments****Narrative**

Loudoun does not target projects to specific geographic locations. Each year, a competitive funding application process is held. Project applications are carefully evaluated and reviewed through an objective and impartial process. The Department of Family Services Advisory Board provided funding recommendations for approval by the Loudoun County Board of Supervisors for the 2022-2023 program year. Funding is awarded to projects throughout Loudoun County that best meet priority goals, needs, and the CDBG program national objectives.

CDBG-funded public services and capital projects for this program year were delivered at sites located in the following areas of the County: Leesburg, Lovettsville, and Sterling. All of these activities were available to persons residing throughout the Loudoun County based on income eligibility requirements.

## Leveraging

**Explain how federal funds leveraged additional resources (private, state and local funds), including a description of how matching requirements were satisfied, as well as how any publicly owned land or property located within the jurisdiction that were used to address the needs identified in the plan.**

CDBG funds were used to leverage other public and private funds for housing, the homeless, special needs populations, community development activities, public services, and capital projects. Each CDBG project funded locally as part of the annual competitive application process is required to provide a minimum match of 10% of the total dollar CDBG amount requested. Most of the projects funded this year provided additional sources of cash and in-kind match over the 10% match.

During this program year, Loudoun County was awarded an \$8 million allocation provided by the Virginia Housing to help first-time homebuyers. The allocation of funding through Virginia Housing's Sponsoring Partnerships and Revitalizing Communities (SPARC) program provided lower interest rates on homeownership loans in the County. The County assisted 14 households in securing a lower interest rate through this program during this CAPER period.

Loudoun County during this CAPER period received and expended \$10,502,725.88 in Section 8 Program funds and \$165,911.52 in Supportive Housing Program funds.

Loudoun County did not have any publicly owned land or property within the jurisdiction that were funded with CDBG funds.

**CR-20 - Affordable Housing 91.520(b)**

Evaluation of the jurisdiction's progress in providing affordable housing, including the number and types of families served, the number of extremely low-income, low-income, moderate-income, and middle-income persons served.

	One-Year Goal	Actual
Number of Homeless households to be provided affordable housing units	0	0
Number of Non-Homeless households to be provided affordable housing units	6	6
Number of Special-Needs households to be provided affordable housing units	0	0
<b>Total:</b>	<b>6</b>	<b>6</b>

Table 5 – Number of Households

	One-Year Goal	Actual
Number of households supported through Rental Assistance	0	0
Number of households supported through The Production of New Units	4	2
Number of households supported through Rehab of Existing Units	2	4
Number of households supported through Acquisition of Existing Units	0	0
<b>Total:</b>	<b>6</b>	<b>6</b>

Table 6 – Number of Households Supported

**Discuss the difference between goals and outcomes and problems encountered in meeting these goals.**

During this CAPER period, the County provided assistance to 6 low- and moderate-income households. Four (4) households were assisted through single family housing rehabilitations and two (2) households through acquisition for rehabilitation.

**Discuss how these outcomes will impact future annual action plans.**

The County will continue its efforts to provide affordable housing units for low income, homeless, and special needs households. During the past year Department of Family Services was successful in applying for Federal Continuum of Care funding to support its Permanent Supportive Housing (PSH) for the

chronically homeless. Efforts are ongoing to work with local housing developers to add new Affordable Dwelling Units (ADU), both rental and for-sale, to the housing inventory in the County.

Loudoun County implemented the Project-Based Voucher program in 2012. These vouchers are targeted to low-income special needs (elderly or disabled) households. Project-based vouchers help to support the efforts of non-profit housing developers to add affordable housing units to the local inventory of housing. Services to provide rental assistance to households will continue. The County will continue assisting low-income households through all these rental, purchase, and rental assistance programs. Ten percent (or up to 50 vouchers) of the Housing Choice Voucher program budget authority has been allocated to this program.

The Department of Housing and Community Development will continue other initiatives to preserve and develop affordable housing. The Public Employee Homeownership Grant (PEG) Program provides forgivable loans of \$10,000 to moderate-income public-sector employees for home purchase. One hundred thirty (133) public employees have been assisted by PEG since 2010; Four (4) households were assisted this year. The Down Payment and Closing Cost (DPCC) Program provides loans to first-time homebuyers. Two (2) homebuyers were served through DPCC this year.

The County established a multifamily housing loan program in 2018 to increase the supply of affordable rental housing.

The County has provided \$25 million to support the development of 632 units in seven (7) developments. These units serve households up to 60% AMI and include twenty-seven (27) Permanent Supportive Housing units.

The County established the Affordable Multifamily Housing Loan program on July 3, 2018, and revised it on July 18, 2019 and May 17, 2022 to increase the supply of affordable rental housing.

The County has funded \$15 million and committed \$16 million to support the development of 702 units in eight (8) developments. These units serve households up to 60% AMI and include eighteen (18) Project Based Vouchers, and three (3) Permanent Supportive Housing units.

The allocation of \$8,000,000.00 funding through Virginia Housing's Sponsoring Partnerships and Revitalizing Communities (SPARC) program provided lower interest rates on homeownership loans in the County. The County assisted 13 households in securing a lower interest rate through this program.

**CR-25 - Homeless and Other Special Needs 91.220(d, e); 91.320(d, e); 91.520(c)**

**Evaluate the jurisdiction's progress in meeting its specific objectives for reducing and ending homelessness through:**

**Reaching out to homeless persons (especially unsheltered persons) and assessing their individual needs**

Projects for Assistance in Transition from Homeless (PATH) outreach services are provided by staff employed by Loudoun County Mental Health, Substance Abuse and Developmental Services (MHSADS). The PATH Team spends the majority of their time out in the community, meeting with persons that are known to be homeless. PATH staff follow up on reports from service providers, community members, law enforcement, and others, which identify persons who are thought to be homeless. PATH staff contacts homeless persons, assesses their immediate needs, any safety concern(s), and begins the process of linking homeless persons to shelters, health and mental health care, basic needs, housing and other mainstream resources. The PATH Team refers persons to existing community resources and provides support and advocacy to help consumers to access services. The Loudoun Homeless Services Center provides a day drop-in center where the homeless can receive a meal, shower, and do laundry. The PATH staff works closely with staff at the Homeless Services Center and are on-site frequently to provide support to connect consumers to needed services. During the past year, shelter and County staff have had some success in engaging unsheltered clients who were previously resistant to support services. The annual Point-In-Time Homeless Count was conducted on January 25, 2023. It provided an opportunity to learn about the needs and extent of sheltered and unsheltered homeless persons in the county. Data and information gathered is used to inform development of housing and services for this population.

**Addressing the emergency shelter and transitional housing needs of homeless persons**

Local emergency shelters and transitional housing programs in Loudoun typically provide life skills and support to participants to help them gain skills to maintain their housing and to avoid a return to homelessness. Support groups address issues, such as physical and emotional health, relationship issues, and financial literacy. Case management is housing-focused, and participants are referred to community resources to access employment services and support that can lead to increased self-sufficiency. Education about mainstream community resources is also provided and participants are encouraged to access these services to supplement their income and help manage a temporary crisis.

**Emergency Shelter:** The Loudoun Homeless Services Center (LHSC) includes an emergency homeless shelter that provides beds for families with children and single women, and beds for single adult men. Households experiencing homelessness access the emergency homeless shelter through a coordinated entry process. As part of the shelter's intake process, a more in-depth assessment of housing barriers is completed, and upon admission, a housing-focused service plan is developed. Additionally, the center offers a hypothermia program from November 15 through March 31, which is open to single adults. The program provides a warm overnight place to sleep, meals, access to showers, and information about

community-based programs and services. Transportation is provided, free of charge, from select pick up/drop off locations.

The Good Shepherd Alliance operates sixty-four (64) beds for homeless women, children, and families between their emergency shelter and their six (6) transitional homes. The Loudoun Abused Women's Shelter (LAWS) provides twelve (12) short-term emergency beds for women and children who are domestic violence victims. Mobile Hope, a nonprofit organization, that offers homeless prevention assistance and assistance to homeless youth ages 18-24. Homeless persons access shelter services through a coordinated entry process and by directly contacting the providers. Upon entry to the shelter, a more in-depth assessment of housing barriers and a housing-focused service plan are developed.

**Transitional Housing:** The Good Shepherd Alliance (GSA) provides a four (4) bed transitional housing program for single women, a six (6) bed program for single women with young children, and four (4) scattered- site units providing up to twenty-six (26) transitional beds for families with children. Households are referred or asked to apply directly to GSA for admission to Transitional Housing.

**Helping low-income individuals and families avoid becoming homeless, especially extremely low-income individuals and families and those who are: likely to become homeless after being discharged from publicly funded institutions and systems of care (such as health care facilities, mental health facilities, foster care and other youth facilities, and corrections programs and institutions); and, receiving assistance from public or private agencies that address housing, health, social services, employment, education, or youth needs**

Loudoun County's Department of Family Services (DFS) offers locally funded emergency rental assistance in addition to other services to help program-eligible residents meet their basic needs. Friends of Loudoun Mental Health provides rent supplements to households with serious mental illness to help prevent homelessness. Other local nonprofit organizations providing financial assistance for rent and utilities include Catholic Charities, The Salvation Army, Loudoun Cares, Tree of Life Ministries, and Friends of Loudoun Mental Health while others, such as Women Giving Back provide clothing and other household items. Some local faith-based organizations also offer financial assistance as well as household items to help individuals and families set-up their home.

INMED, a local non-profit, home-based case management services address life skills, budgeting, and access to mainstream resources. Mobile Hope is a nonprofit that assists transitional aged youth who are precariously housed or homeless youth with resources to meet basic needs, such as food and clothing.

Discharge planning protocols for publicly funded institutions or systems of care focus on having a viable plan for housing upon discharge. In recent years, the Loudoun County Re-Entry Council has been active in working to improve services available to returning citizens.

The Re-Entry Council works to address housing and other needs for returning citizens. Some of whom,

especially those with a history of violent crimes or sex offenses, have high barriers to housing and other services. A faith-based provider in Western Loudoun County provides some transitional housing, life skills and ESL classes, budgeting, and job search workshops. Employment Services are provided by the one-stop Workforce Resource Center of Loudoun County Government; Crossroads Jobs, a local non-profit; and several faith-based providers in Eastern and Western Loudoun.

**Helping homeless persons (especially chronically homeless individuals and families, families with children, veterans and their families, and unaccompanied youth) make the transition to permanent housing and independent living, including shortening the period of time that individuals and families experience homelessness, facilitating access for homeless individuals and families to affordable housing units, and preventing individuals and families who were recently homeless from becoming homeless again**

Programs, such as Homeless Prevention and Diversion, Rapid Rehousing (RRH), Permanent Supportive Housing (PSH) and Supportive Services for Veteran Families (SSVF) are critical components to helping households move from homelessness to permanent housing. In Loudoun, DFS provides a Homeless Prevention and Diversion program with partial funding through the Virginia Department of Housing and Community Development. The program offers support to those households who are at imminent risk of housing loss by providing financial support and case management. Rapid Re-housing (RRH) services are provided in Loudoun County. Volunteers of America Chesapeake and Carolinas, a nonprofit member organization of Loudoun CoC, receives funding from the Virginia Department of Housing and Community Development to provide rapid rehousing (RRH). RRH services combine short-term financial assistance for housing and utility costs together with housing-focused case management. The goal of RRH is to rapidly rehouse households who are experiencing literal homelessness. Loudoun County provides sixteen (16) units of Permanent Supportive Housing (PSH) for the chronically homeless population. Households in PSH are offered receive ongoing intensive case management (tailored to household needs) to promote self-sufficiency and stability in housing.

The Loudoun Continuum of Care (CoC) participates in a statewide initiative focused on reducing veteran homelessness. Regional Supportive Services for Veterans providers provide linkages to housing and services for Veterans. Connections also exist with the VA Medical Center and the Wounded Warrior Program. The Department of Family Services has a Veteran Services program designed to coordinate a one-stop information, outreach, and referral hub for veterans, and to establish a collaborative network of partners who serve veterans in the county. Loudoun County has HUD VASH (VA Supportive Housing) vouchers. The CoC continues to work with the Supportive Services for Veteran Families (SSVF) program whose goal is to ensure that veterans experiencing or at-risk of homelessness are connected to housing resources and services quickly. Loudoun County Schools' McKinney-Vento Program provides support to unaccompanied youth as well as youth who are experiencing homelessness. Additionally, a local non-profit, Mobile Hope, provides supportive and financial support to transitional aged youth who are experiencing homelessness.

**CR-30 - Public Housing 91.220(h); 91.320(j)****Actions taken to address the needs of public housing**

Loudoun County does not have public housing; however, the County's Housing Choice Voucher (HCV) program provides low-income families, elderly persons, persons with disabilities, and persons experiencing homelessness with safe, decent, and sanitary housing at costs they can afford based on income. The HCV program provides housing opportunities to 605 households, which includes 206 elderly and 287 persons with disabilities. The average head of household receiving voucher assistance is age 55. The County continues to administer 75 Mainstream vouchers to support non-elderly persons with disabilities.

The County administers forty-two (42) Project-Based Voucher units, primarily serving elderly or disabled households. During FY 2023, three households were served under the Veterans Affairs Supportive Housing program which serves homeless, disabled veterans. The HCV program also has a Family Self-Sufficiency (FSS) program that provides participating households with support by a housing counselor who counsels and guides them in achieving educational, training, and employment goals designed to increase the household income. FSS participant households have escrow savings accounts which accrue funds when the household earned income increases; funds saved in the accounts can be used for any purpose when the household graduates from the FSS program. Escrow funds are commonly used for buying a home, starting a business, or paying for advanced education. The FSS program served eleven (11) households during FY 2023; three of the households graduated from FSS. The Department of Housing and Community Development works closely with the Department of Family Services and other community partners to provide Family Unification Program (FUP) vouchers to young adults aging out of Foster Care and households reunifying with children placed outside of the home. Nine households were assisted through FUP.

**Actions taken to encourage public housing residents to become more involved in management and participate in homeownership**

Loudoun County does not have public housing. The County's Housing Choice (HCV) Voucher program is administered by Loudoun County Department of Housing and Community Development. The HCV Program has a Resident Advisory Board (RAB) comprised of five (5) HCV program participants. The RAB typically meets twice per year. Participation on the Board provides residents with an opportunity to give input on management of the program, such as the annual administrative plan. The RAB reviews proposed changes to the HCV Program Administrative Plan prior to it going to the County Board of Supervisors for approval.

The Family Self-Sufficiency Program (available to HCV Program participants) provides HCV case management designed to help participants achieve future goals. A focus on planning for homeownership is one area the FSS program targets. FSS participants work on education and employment designed to increase their income. A key part of the program is establishing an escrow savings account so that



participants can build savings for goals such as homeownership.

The County also provides opportunities for all interested citizens to participate in homeownership education classes. These classes educate current and prospective homebuyers on all aspects of planning for homeownership and also on retaining and maintaining the home after purchase. The County also offers online resources for home purchasers and owners. The Affordable Dwelling Unit (ADU) For-Sale Program offers homes for purchase to moderate income households. Participants in the program receive support and guidance throughout the intake and application process to the ADU program that helps them prepare for homeownership. All households purchasing an ADU home, as well as households receiving County-funded assistance toward down-payment or closing costs, are required to complete a Virginia Housing Development Authority (VHDA) homeownership education class. Classes are available online and at various locations in the community. The VHDA class provides instruction on all aspects of purchasing and financing a home.

#### **Actions taken to provide assistance to troubled PHAs**

Not Applicable.

DRAFT

**CR-35 - Other Actions 91.220(j)-(k); 91.320(i)-(j)**

**Actions taken to remove or ameliorate the negative effects of public policies that serve as barriers to affordable housing such as land use controls, tax policies affecting land, zoning ordinances, building codes, fees and charges, growth limitations, and policies affecting the return on residential investment. 91.220 (j); 91.320 (i)**

On September 19, 2019, the Board of Supervisors initiated the Unmet Housing Needs Strategic Plan (UHNSP) and subsequently adopted it on September 8, 2021. The purpose of the UHNSP is to define how the County will address unmet housing needs in a strategic and systematic way over the short-term (the next five years) and the long term. The UHNSP identifies strategies and tools, as well as housing targets, to address housing needs at each level of Area Median Income up to 100%. Strategies include both market-driven and more traditional approaches, including enhanced and new programs and initiatives.

The UHNSP was developed through a strategic planning process as a key implementation step of the Loudoun County 2019 General Plan. The Unmet Housing Needs Strategic Plan has five objectives to help achieve Loudoun County's overarching housing goal to ensure that county residents can access housing that they can afford:

- Establish a coordinated, collaborative, and integrated housing network.
- Secure land resources needed to address unmet housing needs.
- Obtain viable funding sources.
- Provide incentives, establish priorities, and increase access to affordable housing.
- Implement policy changes to support affordable housing production and preservation.

These five objectives and their associated 133 action items provide a comprehensive approach, based on research, best practices, and Loudoun County's specific housing needs and housing market, to start addressing the affordability gaps that exist in the County. These strategies also seek to better utilize existing resources, funds, and programs, in addition to calling for new policies and funding. The Department of Housing and Community Development (DHCD) is actively engaged in implementing the Unmet Housing Needs Strategic Plan.

Additional progress made by the County:

- Became a stand-alone Department dedicated to the development and preservation of affordable housing.
- Committed an Affordable Multi-family Rental Housing Loan to Waxpool Apartments to provide 52 affordable rental homes.
- Committed an Affordable Multi-family Rental Housing Loan to Avonlea Senior Apartments to provide 130 affordable rental homes.
- Adopted a new chapter of the Codified Ordinances of Loudoun County to create an Affordable Housing Land Development Application and Development Permit Fee Waiver Program.
- Implemented a Rental Housing Acquisition and Preservation Loan Program to support the preservation of affordable rental housing.

- Approved the purchase of a former Park and Ride lot for the purpose of constructing mixed-income, multi-family rental housing.
- Approved uses for \$12 million in American Rescue Plan Act funding to be used for displacement services, rental assistance, housing preservation of households with eviction filings, and a DHCD housing management system.
- Became a Participating Jurisdiction in the HOME Investment Partnership Grant Program for the first time.
- In conjunction with staff from the U.S. Department of Housing and Urban Development, held a Housing Choice Voucher Landlord Workshop where approximately 27 landlords and property managers attended.
- Hosted the Northern Virginia Housing Expo, a cooperative effort of Virginia Housing; counties of Prince William, Fairfax, Arlington, and Loudoun; cities of Alexandria, Falls Church, and Manassas Park; the Northern Virginia Association of Realtors; the Metropolitan Washington Council of Governments (MWCOG); 427 people attended the event.

Also, on September 19, 2019, the Board of Supervisors initiated a plan to overhaul the County's Zoning Ordinance. One of the focus areas of the zoning ordinance rewrite is to implement the new comprehensive vision as expressed in the 2019 General Plan. Numerous policies, strategies, and actions were identified in the new Housing Chapter that could remove or ameliorate barriers to affordable housing, such as using innovative and flexible regulatory approaches to help fulfill the continuum of housing needs, promote dense housing products that are affordable by design and price; and preserve existing affordable housing stock and ensure housing remains safe and habitable.

In March 2023, the Loudoun Board of Supervisors directed staff to amend the Multi-family Affordable Dwelling Unit (ADU) Exemption by increasing the minimum number of stories for multi-family attached buildings that are exempt from the ADU Program from four or more stories with an elevator to eight or more stories with an elevator, and further directed staff to proceed with incorporating these revisions into the Zoning Ordinance Rewrite Project. Work Sessions to finalize the new Zoning Ordinance are planned for fall 2023.

Finally, in June 2023, Loudoun County adopted the Regional Fair Housing Plan, a cooperative effort with seven other jurisdictions led by MWCOG. The plan fulfills HUD requirements and aims to increase collaboration, innovation, and effectiveness to affirmatively further fair housing throughout the region. Loudoun's specific goals are: 1) increase the supply of housing that is affordable to low- and moderate-income families; 2) reform zoning and land-use policies to expand access to fair housing choice by increasing the development, geographic distribution, and supply of affordable housing; and 3) expand and increase support for fair housing outreach, education, and enforcement.

### **Actions taken to address obstacles to meeting underserved needs. 91.220(k); 91.320(j)**

The following actions are planned to address obstacles to meeting the underserved needs in Loudoun

## County:

- Develop online webinars for homebuyer education classes.
- Participate in and host local and regional events such as the Northern Virginia Housing Expo.
- Present information on housing programs to community groups, housing organizations and other entities to raise awareness of affordable housing options among county residents.
- Implement the Unmet Housing Needs Strategic Plan.
- Implement the 2019 Comprehensive Plan Housing goals.
- Revise the Zoning ordinance to remove barriers to affordable housing.
- Implement the Human Services Strategic plan.

**Actions taken to reduce lead-based paint hazards. 91.220(k); 91.320(j)**

In an effort to reduce potential lead-based hazards in properties built prior to 1978, the County will retain the services of lead-based paint contractors to assess affected properties that are to be rehabilitated as part of Loudoun County's home rehabilitation programs for low- and moderate-income older adults and disabled homeowners. Documentation on compliance is included in each project file in accordance with the Lead-Safe Housing rule. Written information on lead-based paint hazards is provided to homeowners served with the County home rehabilitation programs and to landlords participating in the Housing Choice Voucher and the Homeless Prevention Programs (for households securing a new rental unit). Local Rapid Re-Housing Programs must also conduct lead-based paint inspections for all properties built prior to 1978 if the properties are to be occupied by families with young children. The Loudoun County Health Department provides services to children in instances where elevated levels of lead have been identified. The Health Department participates with the Lead-Safe Virginia Program.

The Loudoun County Housing Choice Voucher programs follows rigorous HUD guidelines in performing Housing Quality Inspections on all rental units to be leased by participants. These inspections include evaluating for the presence of lead-based paint. Staff that provides state-funded homeless prevention and rapid re-housing services also play a role in reducing lead-based paint hazards. They perform basic home inspections prior to a household moving into a unit that they will be leased for the first time and are required to take HUD Lead-Based Paint Visual Assessment training and perform visual inspections following the training guidelines. This inspection process helps to ensure that children in low-income households are able to reside in a safe environment.

**Actions taken to reduce the number of poverty-level families. 91.220(k); 91.320(j)**

The following actions helped reduce the number of poverty-level families during the year. Loudoun County Department of Family Services (DFS) continues to provide many programs and resources that help persons to increase their income and become more self-sufficient. Workforce services include career readiness classes and job search assistance, on-site employer hiring events, and job fairs. Services are

provided to adults, young adults, and youth to help gain employment or secure higher-paying job. A local non-profit, funded as a CDBG sub-recipient this year, also provides job readiness and job placement services for unemployed and under-employed persons. DFS provides the Virginia Initiative for Education and Work (VIEW) Program which provides employment and career development services, childcare assistance, and other supports to recipients of public assistance who are able to work. The program supports and assists adults to increase their incomes through employment to become financially self-sufficient. Loudoun's VIEW program is one of the best-performing programs in the state with a high rate of participants obtaining and retaining employment and securing higher wages than in some other parts of the state.

DFS also provides childcare assistance to income-eligible families to enable parents to maintain employment. This resource, both, ensures that working parents have quality childcare available and supports the development of home-based childcare businesses which increases the income of persons providing childcare services. Summer camp assistance is also provided for very low income and at-risk children. This program provides positive activities for children during the summer and enables parents to work during the hours children are at camp.

The Housing Choice Voucher program provides a voluntary Family Self-Sufficiency (FSS) program designed to help HCV participants achieve economic independence. FSS participants work closely with a case manager who coordinates, supports, monitors and links families with public/private services and resources. Participants enter a 5-year contract and develop individual goals that will help them achieve independence. As their income increases, the program funds an escrow account for participants based on a HUD-specific formula. The funds in the escrow account are provided to the participant at the successful completion of their contract. Funds are typically targeted for homeownership or paying for advanced education. The program served 14 households during 2021-2022.

### **Actions taken to develop institutional structure. 91.220(k); 91.320(j)**

Loudoun County Government, through the Department of Housing and Community Development, administered the Community Development Block Grant Program. Five-Year Consolidated Plans, Annual Action Plans, and decisions on CDBG funding allocations are reviewed and approved by the Department of Family Services Advisory Board and the Loudoun County Board of Supervisors. Opportunities are provided to the public for input and participation during an annual CDBG planning processes. In terms of homeless service delivery, Loudoun County DFS is the Lead Agency for the Continuum of Care (CoC) process and employs a CoC coordinator to provide staff support. The Governance Board was added to the CoC to provide support to the existing CoC General Membership Group and the CoC process. The Governance Board provides direction and guidance related to CoC decision-making, to include annual CoC-based grant funding applications. The CoC structure includes several sub-committees to carry out activities to comply with the HEARTH Act. The committees include Coordinated Entry, Nominating Committee, Project Funding, and Point In Time Count Committee. The Loudoun Continuum of Care is diverse and includes representatives from public, private, non-profit, and faith-based organizations.

Efforts are ongoing to add new members from all sectors of the community to the CoC process.

Institutional structure related to affordable housing needs is provided at many levels. The Loudoun County Board of Supervisors tasks the Housing Advisory Board and the Affordable Dwelling Unit Advisory Board with many responsibilities related to meeting affordable housing needs in the County. Loudoun County Department of Housing and Community Development provides staff support to these Boards. County staff within the Departments of Planning and Zoning and Building and Development are part of the local government structure that supports affordable housing development.

Loudoun County DHCD administers a number of programs that support housing needs at all income levels in the County: the Housing Choice Voucher Program, the Affordable Dwelling Unit Rental and For-Sale Programs, Unmet Housing Needs Purchase Program, programs that provide down-payment and closing cost assistance loans and grants to homebuyers, home rehabilitation programs for low and moderate income households, and emergency home repair grants for older adults homeowners and for households with persons with disabilities. The Loudoun County DFS provides a homeless prevention services program, permanent supportive housing program, and operation of the emergency shelter and other homeless services via a contract with a non-profit service provider which also meet housing needs in the County.

**Actions taken to enhance coordination between public and private housing and social service agencies. 91.220(k); 91.320(j)**

The structure for the delivery of state-mandated social services and public housing, in the form of the Housing Choice Voucher (HCV) Program, offers an ideal environment for collaboration. The Loudoun County DHCD administers both mainstream social services and the HCV Program. This structure allows for communication and collaboration among department staff who may at times be assisting the same households with housing and mainstream benefits and services. Coordination often occurs between staff providing social services and housing division staff.

The Loudoun Human Services Network (LHSN) is a local coalition of non-profit organizations that provide a variety of human services, to include some housing services throughout the County. Staff from the Loudoun County DHCD participate in the bi-monthly LHSN meetings specifically to maintain a connection between the public organization and the non-profits. This participation has been beneficial toward sharing information and resources and maintaining relationships that support opportunities for collaboration in service-delivery.

The Loudoun County Continuum of Care (CoC) is staffed and supported by the Loudoun County Department of Family Services. The CoC consists of a Governance Board with up to 8 members and the General Membership Group. Member organizations included more than 40 public, non-profit, private, and faith-based community organizations. The focus of the CoC is to provide a community response and approach to delivering housing and supportive services to assist persons at risk for or experiencing

homelessness. CoC members routinely coordinate related service-delivery and the development of resources to meet the service needs of at risk and homeless households. The CoC also provides for a community collaborative process for applying for state and federal grant funding to support homeless and housing services.

The Loudoun County DHCD routinely coordinates with public and private housing organizations through its Community Development Block Grant Program, and by providing staff support to the Loudoun County Housing Advisory Board, and the Affordable Dwelling Unit Advisory Board.

**Identify actions taken to overcome the effects of any impediments identified in the jurisdictions analysis of impediments to fair housing choice. 91.520(a)**

Loudoun County is participating in a regional fair housing planning process with seven (7) other jurisdictions in metropolitan Washington. The Metropolitan Washington Council of Governments (COG) is the convener of this planning process. The purpose and main rationale of a regional collaboration for the Analysis of Impediments to Fair Housing Choice (or “Regional Housing Equity Plan”) is to help local jurisdictions meet fair housing requirements in a way that deepens the impact of the required process. It may help ensure that local goals are consistent, collaborative, and innovative, making them more likely to be effective. The local governments in this region, together with their public housing authority partners, have determined that this type of thoughtful collaboration would provide the opportunity to further the purpose of the 1968 Fair Housing Act in potentially new ways. The Regional AI was completed during this program year.

County Housing and Community Development staff began development of a strategy to provide training and outreach to housing providers and interested community partners on fair housing requirements during the coming year. Training workshops and outreach via informational posters and brochures related to best practices in fair housing are included in the strategy. Fair housing materials have been distributed to rental offices and housing service providers throughout the county and community outreach efforts have been increased. Some efforts include amendment to the loan program applications to ensure application of fair housing laws, a fair housing training and education for landlords and realtors, and adoption of Fair Housing Month resolution.

Brochures for all of the County’s Housing Programs were re-designed to better convey program information. Materials were provided in Spanish.

Efforts to move forward on the new Analysis of Impediments to Fair Housing Choice (AI) Study requirements are being implemented as mentioned. County staff worked with HOME of Virginia and conducted local Fair Housing Information and Input Sessions. The County participates in the regional Washington Metropolitan Council of Governments Housing Director’s Committee meetings that took the important step of developing an agreement for a regional AI. The project team meets monthly. The project team is supported by several subcommittees, including data, community engagement, and public

relations. A Community Advisory Committee helped ensure that the engagement process is meaningful and provided critical insights for prioritizing barriers and developing solutions to achieve fair housing choice.

DRAFT



**CR-40 - Monitoring 91.220 and 91.230**

**Describe the standards and procedures used to monitor activities carried out in furtherance of the plan and used to ensure long-term compliance with requirements of the programs involved, including minority business outreach and the comprehensive planning requirements**

Monitoring of activities were accomplished in several ways. Communication with CDBG funding subrecipients was ongoing through the year and was maintained through telephone conversations, emails, and video conferencing. Each subrecipient completed and submitted quarterly progress reports that provide information on the status of the project, CDBG funds expended during the quarter, problems encountered (if any), and information on the number of persons and households served during the quarter. The progress reports also provided updates on the status of rehabilitation projects to facilities and homes undertaken with CDBG funds.

Funding draw-down requests submitted to CDBG program staff provided a means for regular fiscal monitoring. The CDBG Account Assistant and CDBG Program Manager reviewed all funding draw-down requests upon receipt and made contact with the subrecipient to clarify information and collect additional documentation as needed. A thorough review occurred to ensure that only allowable expenses were consistent with the Contractor Agreement, reimbursed, and that all documentation received to support the request for funds was accurate. The Department of Housing and Community Development Fiscal Accountant assigned to the CDBG program closely reviewed all draw-down requests to check for accuracy and completeness and then processed the payment request.

Monitoring includes both programmatic and financial monitoring with a consistent protocol. Both Department of Housing and Community Development CDBG Program Staff and Financial Staff have specific roles in monitoring sub-recipients. Project monitoring was done by thorough review of project records, quarterly progress reports, and review of financial records throughout the year. During this CAPER period, the County performed desk reviews every time the County received an invoice from a sub-recipient. The County did perform onsite monitoring of the following subrecipients:

- INMED,
- LAWS,
- Mobile Hope,
- Legal Services of Northern VA (LSNV),
- Northern VA Dental Clinic (NVDC),
- Northern Virginia Family Services (NVFS), and
- Crossroads.

All subrecipients monitored were found to be in compliance with their CDBG contract agreements during the year.

The Loudoun County Procurement Office holds monthly Buyer Seller Information Exchange sessions to

share information with businesses, to include minority and women-owned businesses, on becoming a vendor to provide services to the County. The Loudoun CDBG program works closely with the Loudoun County Procurement Office in situations where services are purchased in support of CDBG administrative activities.

DRAFT

**Citizen Participation Plan 91.105(d); 91.115(d)****Describe the efforts to provide citizens with reasonable notice and an opportunity to comment on performance reports.**

Loudoun County placed the CAPER document on public display for a period of 15 days beginning on Friday, September 1, 2023, through Monday, September 18, 2023. A copy of the Public Notice was published in the "Loudoun Now" newspaper on Friday, September 1, 2023, a copy of which is attached in the Citizen Participation Section of this CAPER document. No comments were received while the CAPER was on display.

Copies of the draft CAPER are available and may be examined at the Loudoun County Government Center, Information Desk, 1st Floor, 1 Harrison Street, S.E., Leesburg, Virginia, from 8:30 a.m. to 5:00 p.m., Monday through Friday, or call (703) 777-0200. The draft FY 2022 CAPER is also available online at [www.loudoun.gov/cdbg](http://www.loudoun.gov/cdbg).

DRAFT

**CR-45 - CDBG 91.520(c)**

**Specify the nature of, and reasons for, any changes in the jurisdiction's program objectives and indications of how the jurisdiction would change its programs as a result of its experiences.**

Loudoun County did not make any changes to the Five-Year Consolidated Plan and its program objectives during this reporting period.

**Describe accomplishments and program outcomes during the last year.**

During this CAPER period, Loudoun County expended CDBG funds on the following activities:

- **Acquisition** – \$206,903.96, which is 21.14% of the total expenditures.
- **Economic Development** – \$0.0, which is 0.0% of the total expenditures.
- **Housing** – \$194,661.07, which is 19.89% of the total expenditures.
- **Public Facilities and Improvements** – \$24,538.33, which is 2.51% of the total expenditures.
- **Public Services** – \$212,967.12, which is 21.76% of the total expenditures.
- **General Administration and Planning** – \$339,832.14, which is 34.72% of the total expenditures.
- **Total: \$978,902.62**

Loudoun County Timeliness Ratio of unexpended funds as a percentage of the FY 2022 CDBG allocation is 1.55, which is over the maximum 1.5 ratio.

During this CAPER period, the CDBG program targeted the following with its funds:

- **Percentage of Expenditures Assisting Low- and Moderate-Income Persons and Households Either Directly or On an Area Basis** – 100.00%
- **Percentage of Expenditures that Benefit Low- and Moderate-Income Areas** – 0.00%
- **Percentage of Expenditures that Aid in the Prevention or Elimination of Slum or Blight** – 0.00%

During this CAPER period, the income level beneficiary's data were the following:

- **Extremely Low Income (<=30%)** – 87.72%
- **Low Income (30-50%)** – 7.72%
- **Moderate Income (50-80%)** – 3.51%
- **Total Low- and Moderate-Income (<=80%)** – 98.96%
- **Non-Low- and Moderate-Income (>80%)** – 1.04%

During this CAPER period, the County had the following CDBG accomplishments:

- **Actual Jobs Created or Retained** – 0
- **Households Receiving Housing Assistance** – 0
- **Persons Assisted Directly, Primarily by Public Services and Public Facilities** – 2,680

- **Persons for Whom Services and Facilities were Available – 0**
- **Units Rehabilitated - Single Units – 0**
- **Units Rehabilitated - Multi Units Housing – 0**

Loudoun County did not make any prior year adjustments, no lump sum agreements, no relocation, the County did not make any loans, and it did not write off any loans during this CAPER period. None of the CDBG Funds were allocated to activities that did not meet the National Objective requirements.

**Does this Jurisdiction have any open Brownfields Economic Development Initiative (BEDI) grants?**

No

DRAFT

## CR-58 - Section 3 Report

Identify the number of individuals assisted and the types of assistance provided

Total Labor Hours	CDBG
Total Number of Activities	0
Total Labor Hours	0
Total Section 3 Worker Hours	0
Total Targeted Section 3 Worker Hours	0

Table 7 – Total Labor Hours

Qualitative Efforts - Number of Activities by Program	CDBG
Outreach efforts to generate job applicants who are Public Housing Targeted Workers	0
Outreach efforts to generate job applicants who are Other Funding Targeted Workers.	0
Direct, on-the job training (including apprenticeships).	0
Indirect training such as arranging for, contracting for, or paying tuition for, off-site training.	0
Technical assistance to help Section 3 workers compete for jobs (e.g., resume assistance, coaching).	0
Outreach efforts to identify and secure bids from Section 3 business concerns.	0
Technical assistance to help Section 3 business concerns understand and bid on contracts.	0
Division of contracts into smaller jobs to facilitate participation by Section 3 business concerns.	0
Provided or connected residents with assistance in seeking employment including: drafting resumes, preparing for interviews, finding job opportunities, connecting residents to job placement services.	0
Held one or more job fairs.	0
Provided or connected residents with supportive services that can provide direct services or referrals.	0
Provided or connected residents with supportive services that provide one or more of the following: work readiness health screenings, interview clothing, uniforms, test fees, transportation.	0
Assisted residents with finding child care.	0
Assisted residents to apply for, or attend community college or a four year educational institution.	0
Assisted residents to apply for, or attend vocational/technical training.	0
Assisted residents to obtain financial literacy training and/or coaching.	0
Bonding assistance, guaranties, or other efforts to support viable bids from Section 3 business concerns.	0
Provided or connected residents with training on computer use or online technologies.	0
Promoting the use of a business registry designed to create opportunities for disadvantaged and small businesses.	0
Outreach, engagement, or referrals with the state one-stop system, as designed in Section 121(e)(2) of the Workforce Innovation and Opportunity Act.	0
Other.	0

Table 8 – Qualitative Efforts - Number of Activities by Program

**Narrative**

No projects during this CAPER period triggered the Section 3 Requirements. Not Applicable.

DRAFT

## CR-55 - IDIS Reports

Attached are the following U.S. Department of Housing and Urban Development (HUD) Reports from IDIS for FY 2022 for the period between July 1, 2022 and June 30, 2023.

The following reports are:

- **IDIS Report PR26** - CDBG Financial Summary
- **IDIS Report PR26** - CDBG-CV Financial Summary
- **IDIS Report PR01** - HUD Grants and Program Income report
- **IDIS Report PR06** - Summary of Consolidated Plan Projects
- **IDIS Report PR23** - Summary of Accomplishments

DRAFT





Office of Community Planning and Development  
U.S. Department of Housing and Urban Development  
Integrated Disbursement and Information System

PR26 - CDBG Financial Summary Report

Program Year 2022

LOUDOUN COUNTY , VA

DATE: 08-31-23  
TIME: 10:58  
PAGE: 1

PART I: SUMMARY OF CDBG RESOURCES

01 UNEXPENDED CDBG FUNDS AT END OF PREVIOUS PROGRAM YEAR	1,220,152.77
02 ENTITLEMENT GRANT	1,379,452.00
03 SURPLUS URBAN RENEWAL	0.00
04 SECTION 108 GUARANTEED LOAN FUNDS	0.00
05 CURRENT YEAR PROGRAM INCOME	297,842.25
05a CURRENT YEAR SECTION 108 PROGRAM INCOME (FOR SI TYPE)	0.00
06 FUNDS RETURNED TO THE LINE-OF-CREDIT	0.00
06a FUNDS RETURNED TO THE LOCAL CDBG ACCOUNT	0.00
07 ADJUSTMENT TO COMPUTE TOTAL AVAILABLE	0.00
08 TOTAL AVAILABLE (SUM, LINES 01-07)	2,897,447.02

PART II: SUMMARY OF CDBG EXPENDITURES

09 DISBURSEMENTS OTHER THAN SECTION 108 REPAYMENTS AND PLANNING/ADMINISTRATION	639,070.48
10 ADJUSTMENT TO COMPUTE TOTAL AMOUNT SUBJECT TO LOW/MOD BENEFIT	(197,003.25)
11 AMOUNT SUBJECT TO LOW/MOD BENEFIT (LINE 09 + LINE 10)	442,067.23
12 DISBURSED IN IDIS FOR PLANNING/ADMINISTRATION	339,832.14
13 DISBURSED IN IDIS FOR SECTION 108 REPAYMENTS	0.00
14 ADJUSTMENT TO COMPUTE TOTAL EXPENDITURES	4,468.78
15 TOTAL EXPENDITURES (SUM, LINES 11-14)	786,368.15
16 UNEXPENDED BALANCE (LINE 08 - LINE 15)	2,111,078.87

PART III: LOW/MOD BENEFIT THIS REPORTING PERIOD

17 EXPENDED FOR LOW/MOD HOUSING IN SPECIAL AREAS	0.00
18 EXPENDED FOR LOW/MOD MULTI-UNIT HOUSING	0.00
19 DISBURSED FOR OTHER LOW/MOD ACTIVITIES	639,070.48
20 ADJUSTMENT TO COMPUTE TOTAL LOW/MOD CREDIT	(197,003.25)
21 TOTAL LOW/MOD CREDIT (SUM, LINES 17-20)	442,067.23
22 PERCENT LOW/MOD CREDIT (LINE 21/LINE 11)	100.00%

LOW/MOD BENEFIT FOR MULTI-YEAR CERTIFICATIONS

23 PROGRAM YEARS(PY) COVERED IN CERTIFICATION	PY: PY: PY:
24 CUMULATIVE NET EXPENDITURES SUBJECT TO LOW/MOD BENEFIT CALCULATION	0.00
25 CUMULATIVE EXPENDITURES BENEFITING LOW/MOD PERSONS	0.00
26 PERCENT BENEFIT TO LOW/MOD PERSONS (LINE 25/LINE 24)	0.00%

PART IV: PUBLIC SERVICE (PS) CAP CALCULATIONS

27 DISBURSED IN IDIS FOR PUBLIC SERVICES	212,967.12
28 PS UNLIQUIDATED OBLIGATIONS AT END OF CURRENT PROGRAM YEAR	19,876.61
29 PS UNLIQUIDATED OBLIGATIONS AT END OF PREVIOUS PROGRAM YEAR	47,098.62
30 ADJUSTMENT TO COMPUTE TOTAL PS OBLIGATIONS	12,038.61
31 TOTAL PS OBLIGATIONS (LINE 27 + LINE 28 - LINE 29 + LINE 30)	197,783.72
32 ENTITLEMENT GRANT	1,379,452.00
33 PRIOR YEAR PROGRAM INCOME	0.00
34 ADJUSTMENT TO COMPUTE TOTAL SUBJECT TO PS CAP	0.00
35 TOTAL SUBJECT TO PS CAP (SUM, LINES 32-34)	1,379,452.00
36 PERCENT FUNDS OBLIGATED FOR PS ACTIVITIES (LINE 31/LINE 35)	14.34%

PART V: PLANNING AND ADMINISTRATION (PA) CAP

37 DISBURSED IN IDIS FOR PLANNING/ADMINISTRATION	339,832.14
38 PA UNLIQUIDATED OBLIGATIONS AT END OF CURRENT PROGRAM YEAR	188,926.68
39 PA UNLIQUIDATED OBLIGATIONS AT END OF PREVIOUS PROGRAM YEAR	197,768.75
40 ADJUSTMENT TO COMPUTE TOTAL PA OBLIGATIONS	4,468.78
41 TOTAL PA OBLIGATIONS (LINE 37 + LINE 38 - LINE 39 + LINE 40)	335,458.85
42 ENTITLEMENT GRANT	1,379,452.00
43 CURRENT YEAR PROGRAM INCOME	297,842.25
44 ADJUSTMENT TO COMPUTE TOTAL SUBJECT TO PA CAP	0.00
45 TOTAL SUBJECT TO PA CAP (SUM, LINES 42-44)	1,677,294.25
46 PERCENT FUNDS OBLIGATED FOR PA ACTIVITIES (LINE 41/LINE 45)	20.00%



LINE 17 DETAIL: ACTIVITIES TO CONSIDER IN DETERMINING THE AMOUNT TO ENTER ON LINE 17

No data returned for this view. This might be because the applied filter excludes all data.

LINE 18 DETAIL: ACTIVITIES TO CONSIDER IN DETERMINING THE AMOUNT TO ENTER ON LINE 18

No data returned for this view. This might be because the applied filter excludes all data.

LINE 19 DETAIL: ACTIVITIES INCLUDED IN THE COMPUTATION OF LINE 19

Plan Year	IDIS Project	IDIS Activity	Voucher Number	Activity Name	Matrix Code	National Objective	Drawn Amount
2021	8	220	6655379	Homelessness and At-Risk Youth/Mobile Hope	01	LMC	\$13,652.00
2021	8	220	6661500	Homelessness and At-Risk Youth/Mobile Hope	01	LMC	\$13,652.00
2022	6	237	6726115	INMED - Lease	01	LMC	\$88,351.43
2022	6	237	6747305	INMED - Lease	01	LMC	\$55,202.11
2022	6	237	6760525	INMED - Lease	01	LMC	\$17,609.43
2022	6	237	6773788	INMED - Lease	01	LMC	\$18,436.99
					01	Matrix Code	\$206,903.96
2021	6	219	6673612	Family and Youth Opportunity Center	03E	LMC	\$24,538.33
					03E	Matrix Code	\$24,538.33
2021	1	214	6661500	Healthy Families Loudoun/INMED	03T	LMC	\$4,900.58
2022	4	235	6760525	Good Shepherd Alliance, Inc. - Case Management	03T	LMC	\$11,285.84
					03T	Matrix Code	\$16,186.42
2021	2	215	6661500	Resident Services at Mt. Sterling Senior Housing Apts./Arlington Partnership for Affordable Housing	05A	LMC	\$3,368.70
2021	2	215	6683075	Resident Services at Mt. Sterling Senior Housing Apts./Arlington Partnership for Affordable Housing	05A	LMC	\$3,065.50
2021	2	215	6695124	Resident Services at Mt. Sterling Senior Housing Apts./Arlington Partnership for Affordable Housing	05A	LMC	\$4,466.43
2021	2	215	6707203	Resident Services at Mt. Sterling Senior Housing Apts./Arlington Partnership for Affordable Housing	05A	LMC	\$2,152.03
2021	2	215	6715001	Resident Services at Mt. Sterling Senior Housing Apts./Arlington Partnership for Affordable Housing	05A	LMC	\$2,164.21
2021	2	215	6726100	Resident Services at Mt. Sterling Senior Housing Apts./Arlington Partnership for Affordable Housing	05A	LMC	\$581.64
					05A	Matrix Code	\$15,798.51
2021	3	217	6661500	Employment Training/A Farm Less Ordinary	05B	LMC	\$4,091.50
2022	8	239	6726115	A Farm Less Ordinary - Disability Farm Employment Program	05B	LMC	\$21,909.62
2022	8	239	6747305	A Farm Less Ordinary - Disability Farm Employment Program	05B	LMC	\$2,758.29
2022	8	239	6760525	A Farm Less Ordinary - Disability Farm Employment Program	05B	LMC	\$7,841.39
2022	8	239	6773788	A Farm Less Ordinary - Disability Farm Employment Program	05B	LMC	\$3,610.80
2022	8	239	6784488	A Farm Less Ordinary - Disability Farm Employment Program	05B	LMC	\$3,732.20
					05B	Matrix Code	\$43,943.80
2022	9	240	6726115	Crossroads Employment Program	05H	LMC	\$39,820.00
					05H	Matrix Code	\$39,820.00
2022	3	234	6726115	INMED - Healthy Families Loudoun	05M	LMC	\$30,295.66
2022	3	234	6747305	INMED - Healthy Families Loudoun	05M	LMC	\$4,836.41
2022	3	234	6760525	INMED - Healthy Families Loudoun	05M	LMC	\$19,948.34
2022	3	234	6760527	INMED - Healthy Families Loudoun	05M	LMC	\$929.08
2022	3	234	6784488	INMED - Healthy Families Loudoun	05M	LMC	\$7,208.90
2022	7	238	6726086	Northern Virginia Dental Clinic	05M	LMC	\$4,071.86
2022	7	238	6726093	Northern Virginia Dental Clinic	05M	LMC	\$12,008.98
2022	7	238	6726115	Northern Virginia Dental Clinic	05M	LMC	\$8,251.82
2022	7	238	6747305	Northern Virginia Dental Clinic	05M	LMC	\$5,973.65
2022	7	238	6760525	Northern Virginia Dental Clinic	05M	LMC	\$3,693.69
					05M	Matrix Code	\$97,218.39
2017	10	161	6707200	Loudoun County Home Improvement Program 2017-2018	14A	LMH	\$3,675.00
2017	10	161	6785577	Loudoun County Home Improvement Program 2017-2018	14A	LMH	\$7,783.34
2018	10	172	6655376	Howardsville Rehabilitation Project	14A	LMH	\$1,853.35
2018	10	172	6661499	Howardsville Rehabilitation Project	14A	LMH	\$1,662.00
2018	10	172	6673608	Howardsville Rehabilitation Project	14A	LMH	\$1,021.67
2018	10	172	6683073	Howardsville Rehabilitation Project	14A	LMH	\$2,691.23
2018	10	172	6695122	Howardsville Rehabilitation Project	14A	LMH	\$1,561.34
2018	10	172	6707202	Howardsville Rehabilitation Project	14A	LMH	\$1,836.85
2018	10	172	6714991	Howardsville Rehabilitation Project	14A	LMH	\$1,918.56
2018	10	172	6726080	Howardsville Rehabilitation Project	14A	LMH	\$1,250.48



Office of Community Planning and Development  
U.S. Department of Housing and Urban Development  
Integrated Disbursement and Information System  
PR26 - CDBG Financial Summary Report  
Program Year 2022  
LOUDOUN COUNTY , VA

DATE: 08-31-23  
TIME: 10:58  
PAGE: 3

Plan Year	IDIS Project	IDIS Activity	Voucher Number	Activity Name	Matrix Code	National Objective	Drawn Amount
2018	10	172	6747286	Howardsville Rehabilitation Project	14A	LMH	\$3,830.98
2018	10	172	6760505	Howardsville Rehabilitation Project	14A	LMH	\$3,687.08
2018	10	172	6773788	Howardsville Rehabilitation Project	14A	LMH	\$1,880.88
2018	10	172	6784478	Howardsville Rehabilitation Project	14A	LMH	\$2,072.06
2018	10	172	6785575	Howardsville Rehabilitation Project	14A	LMH	\$87.54
					14A	Matrix Code	\$36,812.36
2021	7	221	6655379	Acquisition of Real Property/Loudoun Habitat for Humanity	14G	LMH	\$157,848.71
					14G	Matrix Code	\$157,848.71
Total							\$639,070.48

LINE 27 DETAIL: ACTIVITIES INCLUDED IN THE COMPUTATION OF LINE 27

Plan Year	IDIS Project	IDIS Activity	Voucher Number	Activity to prevent, prepare for, and respond to Coronavirus	Activity Name	Grant Number	Fund Type	Matrix Code	National Objective	Drawn Amount
2021	1	214	6661500	No	Healthy Families Loudoun/INMED	B21UC510006	EN	03T	LMC	\$4,900.58
2022	4	235	6760525	No	Good Shepherd Alliance, Inc. - Case Management	B22UC510006	PI	03T	LMC	\$11,285.84
								03T	Matrix Code	\$16,186.42
2021	2	215	6661500	No	Resident Services at Mt. Sterling Senior Housing Apts./Arlington Partnership for Affordable Housing	B21UC510006	EN	05A	LMC	\$3,368.70
2021	2	215	6683075	No	Resident Services at Mt. Sterling Senior Housing Apts./Arlington Partnership for Affordable Housing	B21UC510006	EN	05A	LMC	\$3,065.50
2021	2	215	6695124	No	Resident Services at Mt. Sterling Senior Housing Apts./Arlington Partnership for Affordable Housing	B21UC510006	EN	05A	LMC	\$4,466.43
2021	2	215	6707203	No	Resident Services at Mt. Sterling Senior Housing Apts./Arlington Partnership for Affordable Housing	B21UC510006	EN	05A	LMC	\$2,152.03
2021	2	215	6715001	No	Resident Services at Mt. Sterling Senior Housing Apts./Arlington Partnership for Affordable Housing	B21UC510006	EN	05A	LMC	\$2,164.21
2021	2	215	6726100	No	Resident Services at Mt. Sterling Senior Housing Apts./Arlington Partnership for Affordable Housing	B21UC510006	EN	05A	LMC	\$581.64
								05A	Matrix Code	\$15,798.51
2021	3	217	6661500	No	Employment Training/A Farm Less Ordinary	B21UC510006	EN	05B	LMC	\$4,091.50
2022	8	239	6726115	No	A Farm Less Ordinary - Disability Farm Employment Program	B22UC510006	EN	05B	LMC	\$21,909.62
2022	8	239	6747305	No	A Farm Less Ordinary - Disability Farm Employment Program	B22UC510006	PI	05B	LMC	\$2,758.29
2022	8	239	6760525	No	A Farm Less Ordinary - Disability Farm Employment Program	B22UC510006	PI	05B	LMC	\$7,841.39
2022	8	239	6773788	No	A Farm Less Ordinary - Disability Farm Employment Program	B22UC510006	PI	05B	LMC	\$3,610.80
2022	8	239	6784488	No	A Farm Less Ordinary - Disability Farm Employment Program	B22UC510006	PI	05B	LMC	\$3,732.20
								05B	Matrix Code	\$43,943.80
2022	9	240	6726115	No	Crossroads Employment Program	B22UC510006	EN	05H	LMC	\$39,820.00
								05H	Matrix Code	\$39,820.00
2022	3	234	6726115	No	INMED - Healthy Families Loudoun	B22UC510006	EN	05M	LMC	\$30,295.66
2022	3	234	6747305	No	INMED - Healthy Families Loudoun	B22UC510006	PI	05M	LMC	\$4,836.41
2022	3	234	6760525	No	INMED - Healthy Families Loudoun	B22UC510006	PI	05M	LMC	\$19,948.34
2022	3	234	6760527	No	INMED - Healthy Families Loudoun	B22UC510006	EN	05M	LMC	\$929.08
2022	3	234	6784488	No	INMED - Healthy Families Loudoun	B22UC510006	PI	05M	LMC	\$7,208.90
2022	7	238	6726086	No	Northern Virginia Dental Clinic	B19UC510006	EN	05M	LMC	\$4,071.86
2022	7	238	6726093	No	Northern Virginia Dental Clinic	B20UC510006	EN	05M	LMC	\$12,008.98
2022	7	238	6726115	No	Northern Virginia Dental Clinic	B22UC510006	EN	05M	LMC	\$8,251.82
2022	7	238	6747305	No	Northern Virginia Dental Clinic	B22UC510006	PI	05M	LMC	\$5,973.65
2022	7	238	6760525	No	Northern Virginia Dental Clinic	B22UC510006	PI	05M	LMC	\$3,693.69
								05M	Matrix Code	\$97,218.39
Total				No	Activity to prevent, prepare for, and respond to Coronavirus					\$212,967.12
										\$212,967.12

LINE 37 DETAIL: ACTIVITIES INCLUDED IN THE COMPUTATION OF LINE 37

Plan Year	IDIS Project	IDIS Activity	Voucher Number	Activity Name	Matrix Code	National Objective	Drawn Amount
2018	9	169	6707202	Program Administration 2018	21A		\$379.20
2018	9	169	6714991	Program Administration 2018	21A		\$16,944.08
2018	9	169	6726080	Program Administration 2018	21A		\$616.20
2018	9	169	6747286	Program Administration 2018	21A		\$331.80
2019	13	175	6673609	2019 Program Administration	21A		\$7,888.47
2019	13	175	6695122	2019 Program Administration	21A		\$663.60
2019	13	175	6714993	2019 Program Administration	21A		\$12,104.12
2019	13	175	6760510	2019 Program Administration	21A		\$16,726.75
2020	18	209	6714994	Loudoun County - CDBG Program Administration	21A		\$360.00
2020	18	209	6784474	Loudoun County - CDBG Program Administration	21A		\$360.00



Office of Community Planning and Development  
U.S. Department of Housing and Urban Development  
Integrated Disbursement and Information System  
PR26 - CDBG Financial Summary Report  
Program Year 2022  
LOUDOUN COUNTY , VA

Plan Year	IDIS Project	IDIS Activity	Voucher Number	Activity Name	Matrix Code	National Objective	Drawn Amount
2021	10	223	6655379	CDBG Administration	21A		\$7,106.87
2021	10	223	6661500	CDBG Administration	21A		\$1,589.66
2021	10	223	6673612	CDBG Administration	21A		\$16,456.53
2021	10	223	6676088	CDBG Administration	21A		\$32,474.30
2022	10	241	6715005	CDBG Administration	21A		\$80,393.14
2022	10	241	6726115	CDBG Administration	21A		\$18,837.70
2022	10	241	6747305	CDBG Administration	21A		\$49,709.30
2022	10	241	6760525	CDBG Administration	21A		\$34,010.69
2022	10	241	6773788	CDBG Administration	21A		\$21,491.88
2022	10	241	6784488	CDBG Administration	21A		\$21,387.85
Total					21A	Matrix Code	\$339,832.14

DRAFT



**PART I: SUMMARY OF CDBG-CV RESOURCES**

01 CDBG-CV GRANT	2,280,072.00
02 FUNDS RETURNED TO THE LINE-OF-CREDIT	0.00
03 FUNDS RETURNED TO THE LOCAL CDBG ACCOUNT	0.00
04 TOTAL CDBG-CV FUNDS AWARDED	2,280,072.00

**PART II: SUMMARY OF CDBG-CV EXPENDITURES**

05 DISBURSEMENTS OTHER THAN SECTION 108 REPAYMENTS AND PLANNING/ADMINISTRATION	2,074,484.17
06 DISBURSED IN IDIS FOR PLANNING/ADMINISTRATION	52,272.55
07 DISBURSED IN IDIS FOR SECTION 108 REPAYMENTS	0.00
08 TOTAL EXPENDITURES (SUM, LINES 05 - 07)	2,126,756.72
09 UNEXPENDED BALANCE (LINE 04 - LINE8 )	153,315.28

**PART III: LOWMOD BENEFIT FOR THE CDBG-CV GRANT**

10 EXPENDED FOR LOW/MOD HOUSING IN SPECIAL AREAS	0.00
11 EXPENDED FOR LOW/MOD MULTI-UNIT HOUSING	0.00
12 DISBURSED FOR OTHER LOW/MOD ACTIVITIES	2,074,484.17
13 TOTAL LOW/MOD CREDIT (SUM, LINES 10 - 12)	2,074,484.17
14 AMOUNT SUBJECT TO LOW/MOD BENEFIT (LINE 05)	2,074,484.17
15 PERCENT LOW/MOD CREDIT (LINE 13/LINE 14)	100.00%

**PART IV: PUBLIC SERVICE (PS) CALCULATIONS**

16 DISBURSED IN IDIS FOR PUBLIC SERVICES	1,937,976.64
17 CDBG-CV GRANT	2,280,072.00
18 PERCENT OF FUNDS DISBURSED FOR PS ACTIVITIES (LINE 16/LINE 17)	85.00%

**PART V: PLANNING AND ADMINISTRATION (PA) CAP**

19 DISBURSED IN IDIS FOR PLANNING/ADMINISTRATION	52,272.55
20 CDBG-CV GRANT	2,280,072.00
21 PERCENT OF FUNDS DISBURSED FOR PA ACTIVITIES (LINE 19/LINE 20)	2.29%



Office of Community Planning and Development  
U.S. Department of Housing and Urban Development  
Integrated Disbursement and Information System  
PR26 - CDBG-CV Financial Summary Report  
LOUDOUN COUNTY , VA

DATE: 08-25-23  
TIME: 10:01  
PAGE: 2

LINE 10 DETAIL: ACTIVITIES TO CONSIDER IN DETERMINING THE AMOUNT TO ENTER ON LINE 10

No data returned for this view. This might be because the applied filter excludes all data.

LINE 11 DETAIL: ACTIVITIES TO CONSIDER IN DETERMINING THE AMOUNT TO ENTER ON LINE 11

No data returned for this view. This might be because the applied filter excludes all data.

LINE 12 DETAIL: ACTIVITIES INCLUDED IN THE COMPUTATION OF LINE 12

Plan Year	IDIS Project	IDIS Activity	Voucher Number	Activity Name	Matrix Code	National Objective	Drawn Amount
2020	2	193	6475077	COVID-19 - Loudoun Free Clinic - Patient Population Expansion Impact	05M	LMC	\$14,103.07
			6483995	COVID-19 - Loudoun Free Clinic - Patient Population Expansion Impact	05M	LMC	\$16,645.93
	3	194	6455638	COVID-19 LAWS - COVID-19 Response	05G	LMC	\$16,409.88
			6464297	COVID-19 LAWS - COVID-19 Response	05G	LMC	\$453.29
			6475077	COVID-19 LAWS - COVID-19 Response	05G	LMC	\$2,500.00
			6495770	COVID-19 LAWS - COVID-19 Response	05G	LMC	\$2,288.14
			6509454	COVID-19 LAWS - COVID-19 Response	05G	LMC	\$291.17
			6533717	COVID-19 LAWS - COVID-19 Response	05G	LMC	\$6,440.08
			6619493	COVID-19 LAWS - COVID-19 Response	05G	LMC	\$206,637.48
			6636217	COVID-19 LAWS - COVID-19 Response	05G	LMC	\$19,189.54
			6650357	COVID-19 LAWS - COVID-19 Response	05G	LMC	\$25,756.18
			6661501	COVID-19 LAWS - COVID-19 Response	05G	LMC	\$11,053.47
			6673615	COVID-19 LAWS - COVID-19 Response	05G	LMC	\$10,755.39
			6683078	COVID-19 LAWS - COVID-19 Response	05G	LMC	\$22,269.19
			6695118	COVID-19 LAWS - COVID-19 Response	05G	LMC	\$15,183.74
			6707194	COVID-19 LAWS - COVID-19 Response	05G	LMC	\$30,664.89
			6726120	COVID-19 LAWS - COVID-19 Response	05G	LMC	\$18,202.82
			6736233	COVID-19 LAWS - COVID-19 Response	05G	LMC	\$21,580.95
			6747250	COVID-19 LAWS - COVID-19 Response	05G	LMC	\$28,125.62
			6760488	COVID-19 LAWS - COVID-19 Response	05G	LMC	\$20,790.50
			6773761	COVID-19 LAWS - COVID-19 Response	05G	LMC	\$16,389.34
			6784458	COVID-19 LAWS - COVID-19 Response	05G	LMC	\$18,738.31
			6795040	COVID-19 LAWS - COVID-19 Response	05G	LMC	\$14,665.02
	4	195	6483995	COVID-19 Windy Hill Foundation - Stably at Home	05Q	LMC	\$3,474.80
			6517890	COVID-19 Windy Hill Foundation - Stably at Home	05Q	LMC	\$7,922.27
	5	196	6564305	COVID-19 Crossroads Jobs - Eastern Location	03E	LMJ	\$2,359.39
			6575539	COVID-19 Crossroads Jobs - Eastern Location	03E	LMJ	\$3,606.79
			6588309	COVID-19 Crossroads Jobs - Eastern Location	03E	LMJ	\$1,212.11
			6614295	COVID-19 Crossroads Jobs - Eastern Location	03E	LMJ	\$2,427.64
			6636217	COVID-19 Crossroads Jobs - Eastern Location	03E	LMJ	\$2,406.61
			6650357	COVID-19 Crossroads Jobs - Eastern Location	03E	LMJ	\$1,203.68
			6661501	COVID-19 Crossroads Jobs - Eastern Location	03E	LMJ	\$1,203.68
			6673615	COVID-19 Crossroads Jobs - Eastern Location	03E	LMJ	\$1,203.68
			6683078	COVID-19 Crossroads Jobs - Eastern Location	03E	LMJ	\$1,234.06
			6695118	COVID-19 Crossroads Jobs - Eastern Location	03E	LMJ	\$1,234.06
			6707194	COVID-19 Crossroads Jobs - Eastern Location	03E	LMJ	\$1,234.06
			6715017	COVID-19 Crossroads Jobs - Eastern Location	03E	LMJ	\$1,293.75





Office of Community Planning and Development  
U.S. Department of Housing and Urban Development  
Integrated Disbursement and Information System  
PR26 - CDBG-CV Financial Summary Report  
LOUDOUN COUNTY , VA

DATE: 08-25-23  
TIME: 10:01  
PAGE: 3

Plan Year	IDIS Project	IDIS Activity	Voucher Number	Activity Name	Matrix Code	National Objective	Drawn Amount
2020	5	196	6726120	COVID-19 Crossroads Jobs - Eastern Location	03E	LMJ	\$1,336.95
			6736233	COVID-19 Crossroads Jobs - Eastern Location	03E	LMJ	\$1,399.13
			6760488	COVID-19 Crossroads Jobs - Eastern Location	03E	LMJ	\$2,773.77
			6773762	COVID-19 Crossroads Jobs - Eastern Location	03E	LMJ	\$1,323.13
			6784458	COVID-19 Crossroads Jobs - Eastern Location	03E	LMJ	\$1,291.03
			6795040	COVID-19 Crossroads Jobs - Eastern Location	03E	LMJ	\$506.48
	19	210	6483995	COVID-19 LSNV - Housing Law Outreach and Advocacy Program	05C	LMC	\$21,252.16
			6509454	COVID-19 LSNV - Housing Law Outreach and Advocacy Program	05C	LMC	\$4,242.35
			6517890	COVID-19 LSNV - Housing Law Outreach and Advocacy Program	05C	LMC	\$6,505.49
			6695118	COVID-19 LSNV - Housing Law Outreach and Advocacy Program	05C	LMC	\$33,297.49
			6707194	COVID-19 LSNV - Housing Law Outreach and Advocacy Program	05C	LMC	\$33,297.49
			6784458	COVID-19 LSNV - Housing Law Outreach and Advocacy Program	05C	LMC	\$19,060.87
			6795040	COVID-19 LSNV - Housing Law Outreach and Advocacy Program	05C	LMC	\$45,171.08
	20	211	6495770	COVID-19 OAR - Challenge to Change	05Z	LMC	\$15,180.00
			6509454	COVID-19 OAR - Challenge to Change	05Z	LMC	\$16,820.00
	21	227	6636219	COVID-19 Impact Fund CV3 Community Residences Inc.	03B	LMC	\$36,407.10
			6650365	COVID-19 Impact Fund CV3 Community Residences Inc.	03B	LMC	\$7,452.25
			6661505	COVID-19 Impact Fund CV3 Community Residences Inc.	03B	LMC	\$8,847.82
			6673617	COVID-19 Impact Fund CV3 Community Residences Inc.	03B	LMC	\$8,947.82
			6695120	COVID-19 Impact Fund CV3 Community Residences Inc.	03B	LMC	\$19,199.09
			6707197	COVID-19 Impact Fund CV3 Community Residences Inc.	03B	LMC	\$8,401.15
			6726128	COVID-19 Impact Fund CV3 Community Residences Inc.	03B	LMC	\$18,002.30
	23	228	6650365	COVID-19 Impact Fund CV3 ECHO Job Training	05H	LMC	\$31,609.31
			6655383	COVID-19 Impact Fund CV3 ECHO Job Training	05H	LMC	\$56,800.12
			6661505	COVID-19 Impact Fund CV3 ECHO Job Training	05H	LMC	\$27,654.91
			6673617	COVID-19 Impact Fund CV3 ECHO Job Training	05H	LMC	\$28,473.91
			6695120	COVID-19 Impact Fund CV3 ECHO Job Training	05H	LMC	\$32,145.61
			6715022	COVID-19 Impact Fund CV3 ECHO Job Training	05H	LMC	\$17,069.40
			6736237	COVID-19 Impact Fund CV3 ECHO Job Training	05H	LMC	\$32,867.50
			6747265	COVID-19 Impact Fund CV3 ECHO Job Training	05H	LMC	\$25,260.90
			6760494	COVID-19 Impact Fund CV3 ECHO Job Training	05H	LMC	\$48,274.28
			6773764	COVID-19 Impact Fund CV3 ECHO Job Training	05H	LMC	\$23,861.34
			6784465	COVID-19 Impact Fund CV3 ECHO Job Training	05H	LMC	\$17,855.52
			6787473	COVID-19 Impact Fund CV3 ECHO Job Training	05H	LMC	\$2,127.20
	24	226	6636219	COVID-19 Impact Fund CV3 Mobile Hope	05M	LMC	\$29,300.73
			6650365	COVID-19 Impact Fund CV3 Mobile Hope	05M	LMC	\$7,001.47
			6661505	COVID-19 Impact Fund CV3 Mobile Hope	05M	LMC	\$6,205.53
			6673617	COVID-19 Impact Fund CV3 Mobile Hope	05M	LMC	\$8,422.38
			6683084	COVID-19 Impact Fund CV3 Mobile Hope	05M	LMC	\$13,743.67
			6695120	COVID-19 Impact Fund CV3 Mobile Hope	05M	LMC	\$8,735.37
			6707197	COVID-19 Impact Fund CV3 Mobile Hope	05M	LMC	\$1,590.85
	25	229	6726128	NVFS - COVID-19 Impact Fund Loudoun Recovery Program	05M	LMC	\$9,002.64
			6736237	NVFS - COVID-19 Impact Fund Loudoun Recovery Program	05M	LMC	\$243,157.63
			6747265	NVFS - COVID-19 Impact Fund Loudoun Recovery Program	05M	LMC	\$62,728.57
			6760494	NVFS - COVID-19 Impact Fund Loudoun Recovery Program	05M	LMC	\$20,703.70
			6773764	NVFS - COVID-19 Impact Fund Loudoun Recovery Program	05M	LMC	\$42,765.73
			6784465	NVFS - COVID-19 Impact Fund Loudoun Recovery Program	05M	LMC	\$9,641.73
	26	230	6673617	COVID-19 CV3 LAWS Domestic Violence Advocacy Program	05G	LMC	\$71,364.66
			6683084	COVID-19 CV3 LAWS Domestic Violence Advocacy Program	05G	LMC	\$10,007.89
			6695120	COVID-19 CV3 LAWS Domestic Violence Advocacy Program	05G	LMC	\$14,191.01
			6707197	COVID-19 CV3 LAWS Domestic Violence Advocacy Program	05G	LMC	\$9,926.14
			6715022	COVID-19 CV3 LAWS Domestic Violence Advocacy Program	05G	LMC	\$9,807.85
			6736237	COVID-19 CV3 LAWS Domestic Violence Advocacy Program	05G	LMC	\$9,926.12
			6747265	COVID-19 CV3 LAWS Domestic Violence Advocacy Program	05G	LMC	\$19,091.91
			6760494	COVID-19 CV3 LAWS Domestic Violence Advocacy Program	05G	LMC	\$5,403.77
			6773764	COVID-19 CV3 LAWS Domestic Violence Advocacy Program	05G	LMC	\$11,219.95
			6784465	COVID-19 CV3 LAWS Domestic Violence Advocacy Program	05G	LMC	\$9,855.29
			6795041	COVID-19 CV3 LAWS Domestic Violence Advocacy Program	05G	LMC	\$9,234.35
	27	231	6683084	COVID-19 CV3 Legal Services LSNV	05C	LMC	\$20,758.23
			6695120	COVID-19 CV3 Legal Services LSNV	05C	LMC	\$59,036.55
			6707197	COVID-19 CV3 Legal Services LSNV	05C	LMC	\$13,182.61



Office of Community Planning and Development  
U.S. Department of Housing and Urban Development  
Integrated Disbursement and Information System  
PR26 - CDBG-CV Financial Summary Report  
LOUDOUN COUNTY , VA

DATE: 08-25-23  
TIME: 10:01  
PAGE: 4

Plan Year	IDIS Project	IDIS Activity	Voucher Number	Activity Name	Matrix Code	National Objective	Drawn Amount
2020	27	231	6715022	COVID-19 CV3 Legal Services LSNV	05C	LMC	\$13,182.61
			6736237	COVID-19 CV3 Legal Services LSNV	05C	LMC	\$26,365.22
			6784465	COVID-19 CV3 Legal Services LSNV	05C	LMC	\$49,432.58
			6791468	COVID-19 CV3 Legal Services LSNV	05C	LMC	\$11,815.95
			6795041	COVID-19 CV3 Legal Services LSNV	05C	LMC	\$11,815.95
<b>Total</b>							<b>\$2,074,484.17</b>

LINE 16 DETAIL: ACTIVITIES INCLUDED IN THE COMPUTATION OF LINE 16

Plan Year	IDIS Project	IDIS Activity	Voucher Number	Activity Name	Matrix Code	National Objective	Drawn Amount
2020	2	193	6475077	COVID-19 - Loudoun Free Clinic - Patient Population Expansion Impact	05M	LMC	\$14,103.07
			6483995	COVID-19 - Loudoun Free Clinic - Patient Population Expansion Impact	05M	LMC	\$16,645.93
	3	194	6455638	COVID-19 LAWS - COVID-19 Response	05G	LMC	\$16,409.88
			6464297	COVID-19 LAWS - COVID-19 Response	05G	LMC	\$453.29
			6475077	COVID-19 LAWS - COVID-19 Response	05G	LMC	\$2,500.00
			6495770	COVID-19 LAWS - COVID-19 Response	05G	LMC	\$2,288.14
			6509454	COVID-19 LAWS - COVID-19 Response	05G	LMC	\$291.17
			6533717	COVID-19 LAWS - COVID-19 Response	05G	LMC	\$6,440.08
			6619493	COVID-19 LAWS - COVID-19 Response	05G	LMC	\$206,637.48
			6636217	COVID-19 LAWS - COVID-19 Response	05G	LMC	\$19,189.54
			6650357	COVID-19 LAWS - COVID-19 Response	05G	LMC	\$25,756.18
			6661501	COVID-19 LAWS - COVID-19 Response	05G	LMC	\$11,053.47
			6673615	COVID-19 LAWS - COVID-19 Response	05G	LMC	\$10,755.39
			6683078	COVID-19 LAWS - COVID-19 Response	05G	LMC	\$22,269.19
			6695118	COVID-19 LAWS - COVID-19 Response	05G	LMC	\$15,183.74
			6707194	COVID-19 LAWS - COVID-19 Response	05G	LMC	\$30,664.89
			6726120	COVID-19 LAWS - COVID-19 Response	05G	LMC	\$18,202.82
			6736233	COVID-19 LAWS - COVID-19 Response	05G	LMC	\$21,580.95
			6747250	COVID-19 LAWS - COVID-19 Response	05G	LMC	\$28,125.62
			6760488	COVID-19 LAWS - COVID-19 Response	05G	LMC	\$20,790.50
			6773761	COVID-19 LAWS - COVID-19 Response	05G	LMC	\$16,389.34
			6784458	COVID-19 LAWS - COVID-19 Response	05G	LMC	\$18,738.31
			6795040	COVID-19 LAWS - COVID-19 Response	05G	LMC	\$14,665.02
	4	195	6483995	COVID-19 Windy Hill Foundation - Stably at Home	05Q	LMC	\$3,474.80
			6517890	COVID-19 Windy Hill Foundation - Stably at Home	05Q	LMC	\$7,922.27
	19	210	6483995	COVID-19 LSNV - Housing Law Outreach and Advocacy Program	05C	LMC	\$21,252.16
			6509454	COVID-19 LSNV - Housing Law Outreach and Advocacy Program	05C	LMC	\$4,242.35
			6517890	COVID-19 LSNV - Housing Law Outreach and Advocacy Program	05C	LMC	\$6,505.49
			6695118	COVID-19 LSNV - Housing Law Outreach and Advocacy Program	05C	LMC	\$33,297.49
			6707194	COVID-19 LSNV - Housing Law Outreach and Advocacy Program	05C	LMC	\$33,297.49
			6784458	COVID-19 LSNV - Housing Law Outreach and Advocacy Program	05C	LMC	\$19,060.87
			6795040	COVID-19 LSNV - Housing Law Outreach and Advocacy Program	05C	LMC	\$45,171.08
	20	211	6495770	COVID-19 OAR - Challenge to Change	05Z	LMC	\$15,180.00
			6509454	COVID-19 OAR - Challenge to Change	05Z	LMC	\$16,820.00
	23	228	6650365	COVID-19 Impact Fund CV3 ECHO Job Training	05H	LMC	\$31,609.31
			6655383	COVID-19 Impact Fund CV3 ECHO Job Training	05H	LMC	\$56,800.12
			6661505	COVID-19 Impact Fund CV3 ECHO Job Training	05H	LMC	\$27,654.91
			6673617	COVID-19 Impact Fund CV3 ECHO Job Training	05H	LMC	\$28,473.91
			6695120	COVID-19 Impact Fund CV3 ECHO Job Training	05H	LMC	\$32,145.61
			6715022	COVID-19 Impact Fund CV3 ECHO Job Training	05H	LMC	\$17,069.40
			6736237	COVID-19 Impact Fund CV3 ECHO Job Training	05H	LMC	\$32,867.50
			6747265	COVID-19 Impact Fund CV3 ECHO Job Training	05H	LMC	\$25,260.90
			6760494	COVID-19 Impact Fund CV3 ECHO Job Training	05H	LMC	\$48,274.28
			6773764	COVID-19 Impact Fund CV3 ECHO Job Training	05H	LMC	\$23,861.34
			6784465	COVID-19 Impact Fund CV3 ECHO Job Training	05H	LMC	\$17,855.52
			6787473	COVID-19 Impact Fund CV3 ECHO Job Training	05H	LMC	\$2,127.20
	24	226	6636219	COVID-19 Impact Fund CV3 Mobile Hope	05M	LMC	\$29,300.73
			6650365	COVID-19 Impact Fund CV3 Mobile Hope	05M	LMC	\$7,001.47
			6661505	COVID-19 Impact Fund CV3 Mobile Hope	05M	LMC	\$6,205.53





U.S. DEPARTMENT OF HOUSING AND URBAN  
DEVELOPMENT  
OFFICE OF COMMUNITY PLANNING AND DEVELOPMENT  
PR01 - HUD Grants and Program Income

DATE: 8/23/2023  
TIME: 9:09:27 AM  
PAGE: 1/1

IDIS

Program	Fund Type	Grantee Name	Grantee State Code	Grant Year	Grant Number	Authorized Amount	Suballocated Amount	Amount Committed to Activities	Net Drawn Amount	FY YTD Net Draw Amount	Available to Commit	Available to Draw	Recapture Amount				
CDBG	EN	LOUDOUN COUNTY	VA	2004	B04UC510006	\$949,000.00	\$0.00	\$949,000.00	\$949,000.00	\$0.00	\$0.00	\$0.00	\$0.00				
				2005	B05UC510006	\$939,835.00	\$0.00	\$939,835.00	\$939,835.00	\$0.00	\$0.00	\$0.00	\$0.00				
				2006	B06UC510006	\$880,155.00	\$0.00	\$880,155.00	\$880,155.00	\$0.00	\$0.00	\$0.00	\$0.00				
				2007	B07UC510006	\$909,973.00	\$0.00	\$909,973.00	\$909,973.00	\$0.00	\$0.00	\$0.00	\$0.00				
				2008	B08UC510006	\$900,537.00	\$0.00	\$900,537.00	\$900,537.00	\$0.00	\$0.00	\$0.00	\$0.00				
				2009	B09UC510006	\$927,799.00	\$0.00	\$927,799.00	\$927,799.00	\$0.00	\$0.00	\$0.00	\$0.00				
				2010	B10UC510006	\$1,024,094.00	\$0.00	\$1,024,094.00	\$1,024,094.00	\$0.00	\$0.00	\$0.00	\$0.00				
				2011	B11UC510006	\$870,338.00	\$0.00	\$870,338.00	\$870,338.00	\$0.00	\$0.00	\$0.00	\$0.00				
				2012	B12UC510006	\$908,498.00	\$0.00	\$908,498.00	\$908,498.00	\$0.00	\$0.00	\$0.00	\$0.00				
				2013	B13UC510006	\$1,016,624.00	\$0.00	\$1,016,624.00	\$1,016,624.00	\$0.00	\$0.00	\$0.00	\$0.00				
				2014	B14UC510006	\$1,091,770.00	\$0.00	\$1,091,770.00	\$1,091,770.00	\$0.00	\$0.00	\$0.00	\$0.00				
				2015	B15UC510006	\$1,083,086.00	\$0.00	\$1,083,086.00	\$1,083,086.00	\$0.00	\$0.00	\$0.00	\$0.00				
				2016	B16UC510006	\$1,110,235.00	\$0.00	\$1,110,235.00	\$1,110,235.00	\$75,420.46	\$0.00	\$0.00	\$0.00				
				2017	B17UC510006	\$1,158,986.00	\$96,818.90	\$1,062,167.10	\$1,062,167.10	\$10,675.00	\$0.00	\$0.00	\$0.00				
				2018	B18UC510006	\$1,334,299.00	\$10,387.09	\$1,323,911.91	\$1,184,511.69	\$20,187.85	\$0.00	\$139,400.22	\$0.00				
				2019	B19UC510006	\$1,324,740.00	\$274,596.91	\$1,034,199.68	\$1,026,846.28	\$17,622.92	\$15,943.41	\$23,296.81	\$0.00				
				2020	B20UC510006	\$1,413,992.00	\$199,817.18	\$1,214,174.82	\$1,171,290.79	\$12,728.98	\$0.00	\$42,884.03	\$0.00				
				2021	B21UC510006	\$1,463,391.00	\$108,625.78	\$1,353,749.82	\$1,264,574.92	\$9,364.31	\$1,015.40	\$90,190.30	\$0.00				
				2022	B22UC510006	\$1,379,452.00	\$610,879.63	\$589,616.58	\$299,510.57	\$299,510.57	\$178,955.79	\$469,061.80	\$0.00				
				LOUDOUN COUNTY						\$20,686,804.00	\$1,301,125.49	\$19,189,763.91	\$18,620,845.35	\$445,510.09	\$195,914.60	\$764,833.16	\$0.00
				EN Subtotal:						\$20,686,804.00	\$1,301,125.49	\$19,189,763.91	\$18,620,845.35	\$445,510.09	\$195,914.60	\$764,833.16	\$0.00
				SU	LOUDOUN COUNTY	VA	2017	B17UC510006	\$96,818.90	\$96,818.90	\$0.00	\$0.00	\$0.00	\$0.00	\$0.00	\$0.00	\$0.00
							2018	B18UC510006	\$10,387.09	\$10,387.09	\$0.00	\$0.00	\$0.00	\$0.00	\$0.00	\$0.00	
2019	B19UC510006	\$274,596.91	\$274,596.91				\$0.00	\$0.00	\$0.00	\$0.00	\$0.00	\$0.00					
2020	B20UC510006	\$199,817.18	\$199,817.18				\$0.00	\$0.00	\$0.00	\$0.00	\$0.00	\$0.00					
2021	B21UC510006	\$108,625.78	\$108,625.78				\$0.00	\$0.00	\$0.00	\$0.00	\$0.00	\$0.00					
2022	B22UC510006	\$610,879.63	\$610,879.63				\$0.00	\$0.00	\$0.00	\$0.00	\$0.00	\$0.00					
LOUDOUN COUNTY							\$1,301,125.49	\$1,301,125.49	\$0.00	\$0.00	\$0.00	\$0.00	\$0.00				
SU Subtotal:						\$1,301,125.49	\$1,301,125.49	\$0.00	\$0.00	\$0.00	\$0.00	\$0.00					
PI	LOUDOUN COUNTY	VA	2022	B22UC510006	\$297,842.25	\$0.00	\$255,182.82	\$255,182.82	\$255,182.82	\$42,659.43	\$42,659.43	\$0.00	\$0.00				
			LOUDOUN COUNTY						\$297,842.25	\$0.00	\$255,182.82	\$255,182.82	\$255,182.82	\$42,659.43	\$42,659.43	\$0.00	
			PI Subtotal:						\$297,842.25	\$0.00	\$255,182.82	\$255,182.82	\$255,182.82	\$42,659.43	\$42,659.43	\$0.00	
GRANTEE						\$22,285,771.74	\$2,602,250.98	\$19,444,946.73	\$18,876,028.17	\$700,692.91	\$238,574.03	\$807,492.59	\$0.00				

U.S. DEPARTMENT OF HOUSING AND URBAN  
DEVELOPMENT  
OFFICE OF COMMUNITY PLANNING AND DEVELOPMENT  
PR06 - Summary of Consolidated Plan Projects for Report  
Year

DATE: 8/23/2023  
TIME: 9:11:52 AM  
PAGE: 1/2

IDIS

Plan IDIS Year Project	Project Title and Description		Program	Project Estimate	Committed Amount	Amount Drawn Thru Report Year	Amount Available to Draw	Amount Drawn in Report Year
2022 1	Loudoun Habitat for Humanity	Funds will be used to acquire at least four (4) existing single family dwellings to provide affordable housing opportunities for extremely low and very low income households.	CDBG	\$650,000.00	\$0.00	\$0.00	\$0.00	\$0.00
2	Loudoun County Home Rehabilitation	Funds will be used to rehabilitate owner occupied housing units for low income homeowners.	CDBG	\$285,205.82	\$0.00	\$0.00	\$0.00	\$0.00
3	INMED - Healthy Families Loudoun	Funds will be used for case management and family support program for first time pregnant women and teens, parents, and their children ages 0 to 3 who are at risk for poor outcomes in child health, safety and development and who face crisis levels of economic instability that places many of them at risk of homelessness.	CDBG	\$83,095.00	\$83,095.00	\$63,218.39	\$19,876.61	\$63,218.39
4	Good Shepherd Alliance, Inc. - Case Management	Funds will be used to provide case management to persons experiencing or at risk of homelessness. Services provided through outreach, case management, self-sufficiency training and shelter.	CDBG	\$11,285.84	\$11,285.84	\$11,285.84	\$0.00	\$11,285.84
5	Good Shepherd Alliance, Inc. - Parking Lot Improvements	Funds will be used to pave Good Shepherd Alliance parking lot and enhanced lighting will be installed in the parking lot. These measures are to ensure safe and secure access for program participants and staff.	CDBG	\$75,892.00	\$75,892.00	\$0.00	\$75,892.00	\$0.00
6	INMED - Lease	Funds will be used to support a long term lease for the Opportunity Center.	CDBG	\$221,390.00	\$221,390.00	\$179,599.96	\$41,790.04	\$179,599.96
7	Northern Virginia Dental Clinic	Funds will be used to provide access to oral health care services which is disproportionately found in the areas indigent population. Lack of dental services is one of the most frequently mentioned gaps in service by low income households.	CDBG	\$34,000.00	\$34,000.00	\$34,000.00	\$0.00	\$34,000.00
8	A Farm Less Ordinary - Disability Farm Employment Program	Funds will be used to provide training and employment for intellectually and developmentally disabled adults moving into the workforce.	CDBG	\$42,880.00	\$42,880.00	\$39,852.30	\$3,027.70	\$39,852.30

U.S. DEPARTMENT OF HOUSING AND URBAN  
DEVELOPMENT  
OFFICE OF COMMUNITY PLANNING AND DEVELOPMENT  
PR06 - Summary of Consolidated Plan Projects for Report  
Year

DATE: 8/23/2023  
TIME: 9:11:52 AM  
PAGE: 2/2

IDIS

Plan IDIS Year Project	Project Title and Description		Program	Project Estimate	Committed Amount	Amount Drawn Thru Report Year	Amount Available to Draw	Amount Drawn in Report Year
2022 9	Crossroads Employment Program	Funds will be used to provide individualized job search training, job placement and retention services for unemployed and underemployed Loudoun County residents at both Leesburg and Sterling locations.	CDBG	\$39,820.00	\$39,820.00	\$39,820.00	\$0.00	\$39,820.00
10	CDBG Administration	Funds will be used for the CDBG program administrative costs, which includes staff payroll and fair housing studies/evaluations, among other operating costs.	CDBG	\$275,890.00	\$335,458.85	\$225,830.56	\$109,628.29	\$225,830.56



U.S. Department of Housing and Urban Development  
Office of Community Planning and Development  
Integrated Disbursement and Information System  
CDBG Summary of Accomplishments  
Program Year: 2022

DATE: 08-23-23  
TIME: 9:14  
PAGE: 1

LOUDOUN COUNTY

Count of CDBG Activities with Disbursements by Activity Group & Matrix Code

Activity Group	Activity Category	Open Count	Open Activities Disbursed	Completed Count	Completed Activities Disbursed	Program Year Count	Total Activities Disbursed
Acquisition	Acquisition of Real Property (01)	1	\$179,599.96	1	\$27,304.00	2	\$206,903.96
	Total Acquisition	1	\$179,599.96	1	\$27,304.00	2	\$206,903.96
Housing	Rehab; Single-Unit Residential (14A)	1	\$25,354.02	1	\$11,458.34	2	\$36,812.36
	Acquisition for Rehabilitation (14G)	0	\$0.00	1	\$157,848.71	1	\$157,848.71
	Total Housing	1	\$25,354.02	2	\$169,307.05	3	\$194,661.07
Public Facilities and Improvements	Homeless Facilities (not operating costs) (03C)	1	\$0.00	0	\$0.00	1	\$0.00
	Neighborhood Facilities (03E)	0	\$0.00	1	\$24,538.33	1	\$24,538.33
	Total Public Facilities and Improvements	1	\$0.00	1	\$24,538.33	2	\$24,538.33
Public Services	Operating Costs of Homeless/AIDS Patients Programs (03T)	0	\$0.00	2	\$16,186.42	2	\$16,186.42
	Senior Services (05A)	0	\$0.00	1	\$15,798.51	1	\$15,798.51
	Services for Persons with Disabilities (05B)	0	\$0.00	2	\$43,943.80	2	\$43,943.80
	Employment Training (05H)	0	\$0.00	2	\$39,820.00	2	\$39,820.00
	Health Services (05M)	1	\$63,218.39	2	\$34,000.00	3	\$97,218.39
	Housing Information and Referral Services (05X)	0	\$0.00	1	\$0.00	1	\$0.00
	Total Public Services	1	\$63,218.39	10	\$149,748.73	11	\$212,967.12
General Administration and Planning	General Program Administration (21A)	5	\$339,832.14	0	\$0.00	5	\$339,832.14
	Total General Administration and Planning	5	\$339,832.14	0	\$0.00	5	\$339,832.14
Grand Total		9	\$608,004.51	14	\$370,898.11	23	\$978,902.62



U.S. Department of Housing and Urban Development  
Office of Community Planning and Development  
Integrated Disbursement and Information System  
CDBG Summary of Accomplishments  
Program Year: 2022

DATE: 08-23-23  
TIME: 9:14  
PAGE: 2

LOUDOUN COUNTY

CDBG Sum of Actual Accomplishments by Activity Group and Accomplishment Type

Activity Group	Matrix Code	Accomplishment Type	Program Year		
			Open Count	Completed Count	Totals
Acquisition	Acquisition of Real Property (01)	Persons	1,640	385	2,025
	Total Acquisition		1,640	385	2,025
Housing	Rehab; Single-Unit Residential (14A)	Housing Units	0	4	4
	Acquisition for Rehabilitation (14G)	Housing Units	0	2	2
	Total Housing		0	6	6
Public Facilities and Improvements	Homeless Facilities (not operating costs) (03C)	Public Facilities	0	0	0
	Neighborhood Facilities (03E)	Public Facilities	0	1,746	1,746
	Total Public Facilities and Improvements		0	1,746	1,746
Public Services	Operating Costs of Homeless/AIDS Patients Programs (03T)	Persons	0	246	246
	Senior Services (05A)	Persons	0	67	67
	Services for Persons with Disabilities (05B)	Persons	0	581	581
	Employment Training (05H)	Persons	0	97	97
	Health Services (05M)	Persons	192	664	856
	Total Public Services		192	1,655	1,847
Grand Total			1,832	3,792	5,624



U.S. Department of Housing and Urban Development  
Office of Community Planning and Development  
Integrated Disbursement and Information System  
CDBG Summary of Accomplishments  
Program Year: 2022

DATE: 08-23-23  
TIME: 9:14  
PAGE: 3

LOUDOUN COUNTY

CDBG Beneficiaries by Racial / Ethnic Category

Housing-Non Housing	Race	Total Persons	Total Hispanic Persons	Total Households	Total Hispanic Households
Housing	White	0	0	3	1
	Black/African American	0	0	3	0
	Total Housing	0	0	6	1
Non Housing	White	4,902	4,169	0	0
	Black/African American	311	4	0	0
	Asian	204	0	0	0
	American Indian/Alaskan Native	11	4	0	0
	Native Hawaiian/Other Pacific Islander	5	1	0	0
	American Indian/Alaskan Native & White	3	0	0	0
	Asian & White	31	0	0	0
	Black/African American & White	4	0	0	0
	Other multi-racial	148	5	0	0
	Total Non Housing	5,619	4,183	0	0
Grand Total	White	4,902	4,169	3	1
	Black/African American	311	4	3	0
	Asian	204	0	0	0
	American Indian/Alaskan Native	11	4	0	0
	Native Hawaiian/Other Pacific Islander	5	1	0	0
	American Indian/Alaskan Native & White	3	0	0	0
	Asian & White	31	0	0	0
	Black/African American & White	4	0	0	0
	Other multi-racial	148	5	0	0
	Total Grand Total	5,619	4,183	6	1



U.S. Department of Housing and Urban Development  
Office of Community Planning and Development  
Integrated Disbursement and Information System  
CDBG Summary of Accomplishments  
Program Year: 2022

DATE: 08-23-23  
TIME: 9:14  
PAGE: 4

LOUDOUN COUNTY

CDBG Beneficiaries by Income Category [\(Click here to view activities\)](#)

Income Levels		Owner	Occupied	Renter	Occupied	Persons
Non Housing	Extremely Low ( $\leq 30\%$ )		0		0	2,351
	Low ( $>30\%$ and $\leq 50\%$ )		0		0	207
	Mod ( $>50\%$ and $\leq 80\%$ )		0		0	94
	Total Low-Mod		0		0	2,652
	Non Low-Mod ( $>80\%$ )		0		0	28
	Total Beneficiaries		0		0	2,680



**CR-60 - Citizen Participation**

The following pages include the public display notice, sign-in sheet, and any public or written comments received by Loudoun County.

DRAFT

# LoudounNow

## AFFIDAVIT OF PUBLICATION

I, Norman K. Styer, Publisher of Loudoun Now, a newspaper printed in the English language in Loudoun County, Commonwealth of Virginia, do hereby certify that this notice was Published in Loudoun Now on the following dates, to-wit

---

08/31/23


1


Loudoun County Administration CDBG  
Consolidated Annual Performance and  
Evaluation Report (CAPER) for Fiscal Year 2023

\$16.62

  
\_\_\_\_\_  
Publisher of Loudoun Now

Subscribed and Sworn on this  
31<sup>st</sup> day of August, 2023

  
\_\_\_\_\_  
Notary Public, Commonwealth of Virginia



# Legal Notices

## ORDER OF PUBLICATION COMMONWEALTH OF VIRGINIA VA. CODE § 8.01-316

Case No.: JJ046742-01-00

Loudoun Juvenile and Domestic Relations  
District Court

Commonwealth of Virginia, in re  
Ava May Harmony O'Brien

Loudoun County Department  
of Family Services

/v.

Patrick Kevin O'Brien, Father and Johnette Mae  
Nickens, Mother

The object of this suit is to hold an adjudicatory hearing pursuant to Virginia Code § 16.1-252 for Ava May Harmony O'Brien; and hold a dispositional hearing for review of initial Foster Care Plan pursuant to Virginia Code §§ 16.1-278.2 and 16.1-281 for Ava May Harmony O'Brien.

It is ORDERED that the defendant Patrick Kevin O'Brien, Father and Johnette Mae Nickens, Mother appear at the above-named Court and protect his or her interests on or before September 18, 2023 at 11:00 a.m. (Adjudicatory); and October 16, 2023 at 11:00 a.m. (Dispositional)

8/31, 9/7, 9/14 & 9/21/23

## ORDER OF PUBLICATION COMMONWEALTH OF VIRGINIA VA. CODE § 8.01-316

Case No.: JJ047416-01-00

Loudoun Juvenile and Domestic Relations  
District Court

Commonwealth of Virginia, in re  
John Doe aka Melvin Avon

Loudoun County Department  
of Family Services

/v.

Unknown Mother and Unknown Father

The object of this suit is to hold an adjudicatory hearing pursuant to Virginia Code § 16.1-252 for John Doe aka Melvin Avon; and hold a dispositional hearing for review of initial Foster Care Plan pursuant to Virginia Code §§ 16.1-278.2 and 16.1-281 for John Doe aka Melvin Avon.

It is ORDERED that the defendants Unknown Mother and Unknown Father appear at the above-named Court and protect his or her interests on or before September 22, 2023 at 9:00 a.m. (Adjudicatory); and October 4, 2023 at 3:00 p.m. (Dispositional)

8/31, 9/7, 9/14 & 9/21/23

## PUBLIC HEARING NOTICE

The LOUDOUN COUNTY BOARD OF ZONING APPEALS will hold a public hearing in the **BOARD OF SUPERVISORS ROOM**, County Government Center, 1 Harrison Street, S.E., Leesburg, Virginia, on **Wednesday, September 6, 2023, at 6:00 p.m.** to consider the following:

### APPL-2023-0004 *Appeal of Zoning Permit #Z30555040101 for a Group Home at 20179 Gleadsville Road*

Hilary Kozikowski, Aaron Kozikowski, Lawrence J. Thomas, Mary C. Thomas, Thomas Wright, Cheryl Wright, Lynne Wright, Michael Wright, William Feitshans, Beverly Feitshans, Addie Palmer, Craig Palmer, and A Farm Less Ordinary of Leesburg, Virginia, have submitted an application for an appeal of the May 24, 2023 issuance of zoning permit #Z30555040101 for a Group Home at 20179 Gleadsville Road, Leesburg, Virginia. The subject property is zoned AR-1 (Agricultural Rural-1) under the Revised 1993 Zoning Ordinance. The subject property is more particularly identified as PIN: 315-39-4049-000, Tax Map #/59//18//B2-2/; and is approximately 8.01 acres in size. The subject property is located west of Gleadsville Road (Route 650), north of Browns Creek Place (Route 1007), and south of Diggins Court (Route 3047).

Complete copies of the appeal and Staff Report will be made available Tuesday, August 29, 2023. The documents may be reviewed electronically at [loudoun.gov/landmarc](http://loudoun.gov/landmarc), or call 703-777-0246 (option 5) to request hard copies or electronic copies. Members of the public desiring to do so may appear and present their views regarding this matter. Members of the public who wish to provide public input, whether electronically or in person, are encouraged to sign-up in advance. If you wish to sign up in advance of the hearing, please call the Department of Planning and Zoning at 703-777-0246 no later than 12:00 PM on the day of the public hearing. Speakers may also sign up at the hearing. Written comments may be sent to the Loudoun County Board of Zoning Appeals, P.O. Box 7000, Leesburg, Virginia 20175, or by e-mail to [stephanie.caapps@loudoun.gov](mailto:stephanie.caapps@loudoun.gov). Members of the public may also submit comments electronically at [loudoun.gov/landapplications](http://loudoun.gov/landapplications). If you require a reasonable accommodation for any type of disability or need language assistance in order to participate in the public hearing, please contact the Office of the County Administrator at 703-777-0200/TTY-711. Three business days advance notice is requested.

**Nan M. Joseph Forbes, Chair**  
**Loudoun County Board of Zoning Appeals** 8/24 & 8/31/23

## TOWN OF PURCELLVILLE COMMITTEE, COMMISSION AND BOARD VACANCIES

The Purcellville Town Council will be reviewing applications and conducting open interviews for appointments to fill vacancies on the following:

- o Board of Architectural Review
- o Board of Zoning Appeals
- o Economic Development Advisory Committee

Information on each of the committees can be found on the Town's website. Applications are due by 4:00 PM on Friday, September 15, 2023.

Citizens interested in serving on any of the above should complete and submit an application along with a letter of interest and/or resume outlining your qualifications. An online application can be found on the Town's website at <http://purcellvilleva.gov/forms.aspx?FID=78>. You may also pick up an application at Town Hall during normal business hours Monday through Friday 8:30am-4:30pm.

If you have any questions concerning the vacant positions or the appointment process, please do not hesitate to contact Kimberly Bandy, Deputy Town Clerk at (540) 338-7421. 8/31 & 9/7/23

## COUNTY OF LOUDOUN, VIRGINIA AVAILABILITY OF COMMUNITY DEVELOPMENT BLOCK GRANT (CDBG) CONSOLIDATED ANNUAL PERFORMANCE AND EVALUATION REPORT (CAPER) FOR FISCAL YEAR 2023

The Loudoun County Department of Housing and Community Development has prepared a Consolidated Annual Performance and Evaluation Report (CAPER) for Federal Fiscal Year (FY) 2023 on the performance of the Community Development Block Grant (CDBG) Program within the County for the period from July 1, 2022, to June 30, 2023, to be submitted to the U.S. Department of Housing and Urban Development (HUD). Copies of the draft CAPER for FY 2023 will be made available starting Friday, September 1, 2023, through Monday, September 18, 2023, and may be examined at the office of the Loudoun County Department of Housing and Community Development, 106 Catoctin Circle, SE, Leesburg, VA 20175, from 8:30 a.m. to 5:00 p.m., Monday through Friday. The CAPER is also available online at <https://www.loudoun.gov/>. Written comments on the CAPER may be submitted via email to [housing@loudoun.gov](mailto:housing@loudoun.gov) or via mail to the CDBG Program Manager, PO Box 7000, Leesburg, VA 20177. For questions, please call 703-737-8755.

8/31/23

FIND LOCAL EVENTS  
GETOUTLOUDOUN.COM